

Lessons Learned from Pap on the Trail



Written and Illustrated by the Lord Jesus Christ
Prophet-Pastor Anita Hiltz©2022
All Rights Reserved Worldwide

God Presents:


**Prophet-Pastor Anita Hiltz©2022 All Rights
Reserved Worldwide**

**Word Families - the AP word family
A READ ALOUD BOOK**


I give ALL of the glory to my Father God, the Lord Jesus Christ, and the Holy Spirit for the collection of books which He has written and for the illustrations and lessons He has created - ALL of which would not have been possible without Him. He instructed me to put the copyright in my name and I have obeyed. God's Loving World Ministries™ is a Christian Literacy organization whose mission is to teach remedial reading, writing, math, and English to English as a Second Language Learners FOR FREE.

Psalm 115:1

"¹ Not to us, LORD, not to us
but to your name be the glory,
because of your love and faithfulness." (NIV)



**Pap, meaning, my Grandpa,
is a funny old chap.**



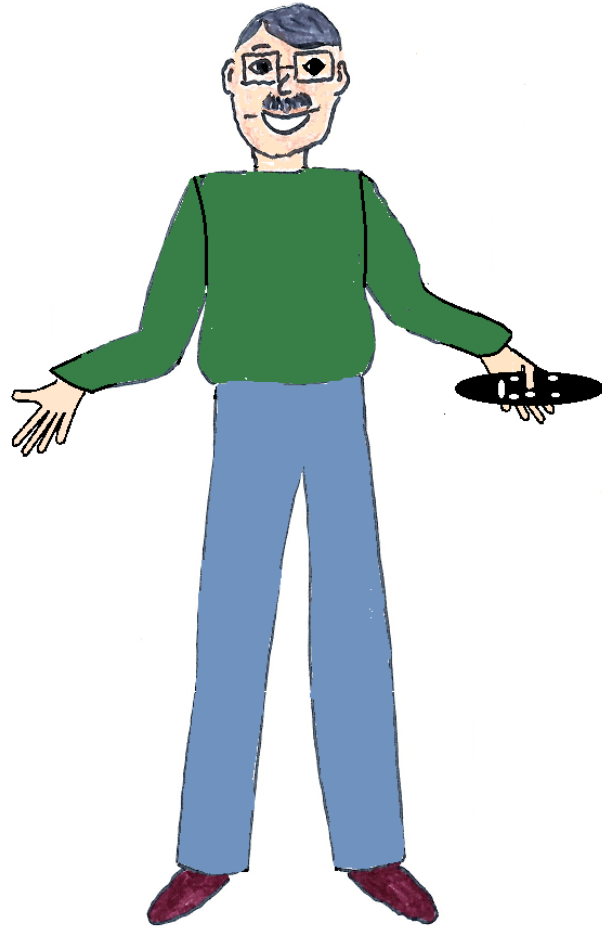
**He, my Dad, and I, like to
hike trails and we take a
map.**



**Pap sometimes wears a
cap on his head.**



**It has ear flaps and it is
red.**



Follow Park Rules

**They are safety
tools!**

**He taught me to follow park rules.
He taught me - they are safety tools.**



He says, "Telling someone where you are going and your hiking plan can avoid a trap."



"Make sure they know how long you expect to be gone to avoid mishap."




“Just before you leave, check with the park for recent weather updates, road closures, or construction and animal activity.


These are things that every hiker considers a necessity.”



"Know your physical limits and know what you will do in the event of an emergency."



“You can't count on cell phone service, so having basic survival skills and traveling with others can be an absolute necessity.”



**“Don't be a sap, hike with a group
of at least 3 or more.
There is safety in numbers as you explore.”**




For Day A Trip

ALL OF THESE ITEMS REQUIRE ADULT SUPERVISION

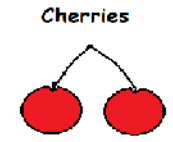
Regular and Pita Sandwiches

Turkey, Ham & Cheese, Chicken, or Peanut Butter and Jelly

Fresh fruits




Apples



Cherries


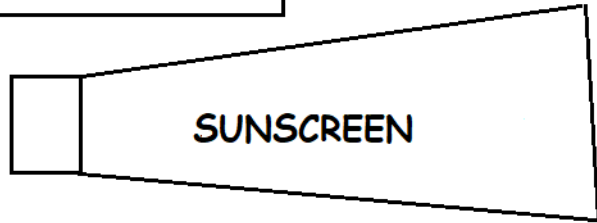
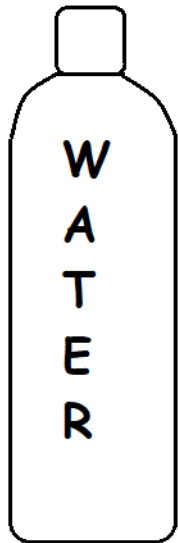


Oranges

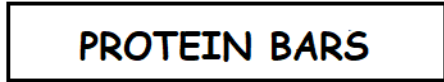


Figs

Plenty of Water for Hydration





Garbage bag to carry out ALL trash with you when you leave.



THESE ARE NOT TOYS. DO NOT LET CHILDREN PLAY WITH THESE ITEMS.

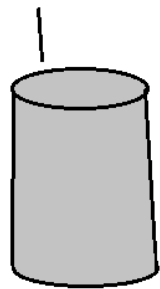
Sliced and Bagged Vegetables



“Have a first aid kit, sun protection, water, and food for nutrition.”

For Day A Trip

A simple tin can stove in case you need to boil water in it.



Waterproof matches



ALL OF THESE ITEMS REQUIRE ADULT SUPERVISION

Multiple Use Tool or Pocket Knife



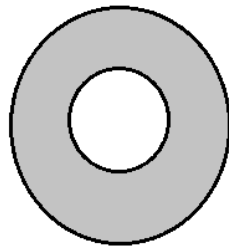
Rain Gear



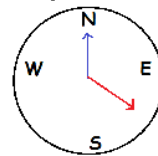
Whistle



Duct Tape

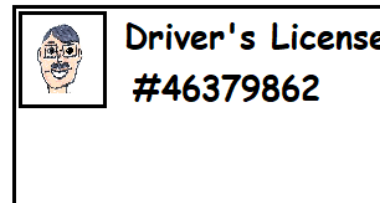


Compass



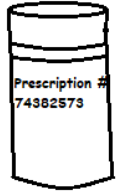
Water Purification Tablets

Your Personal I.D.



Allergy or other medications if you take them.

Battery Operated Flashlight



Light Dry Goods like Macaroni or Roman Noodles in Case Additional Food is Needed in an Emergency




Tarp

Spare Rope




THESE ARE NOT TOYS. DO NOT LET CHILDREN PLAY WITH THESE ITEMS.


“Have special supplies for an emergency and tools for navigation.”



**“Stay on the trail, it’s safer for you.
Walk single file to make room for others too.”**




**“If you want to pass someone from behind,
be friendly, and calmly tell them so.”**




**“Hikers also yield to horses
and other pack animals as they go.”**



“Yield to OTHERS climbing UP a hill too, because if you’re going down - it is easier for YOU.”



"If you are riding a bike, you need to **STOP** and let hikers, horses, and other pack animals go first. After all, you are on a vehicle that can make quicker speed bursts."






**We hear branches snap as we
walk.**


We whisper as we talk.




We WANT to hear and see birds chirp...



and woodpeckers give a tap.



We want to see deer as they lift their tails to give a signal flap.




We want to see and hear
beavers use their tails and slap.



**We want to hear and see chipmunks
with their chitter chatter and yap.**




**We want to see and hear moose
as they give their cry.**



**We want to hear and see
hummingbirds zip-zap flying by.**

♪ Behold, bless ye the Lord, all ye servants of the Lord,
which by night stand in the house of the Lord. Lift up your
hands in the sanctuary, and bless the Lord. The Lord that
made heaven and earth bless thee out of Zion. Bless thee
out of Zion. Bless thee out of Zion! ♪

(Based of Psalm 134 KJV)



Pap says, "In bear country, it's different, you need to be **EVEN MORE ALERT**, take pepper spray, and make more noise so they can hear you approaching."



"No need to take chances, after all, it's THEIR habitat where WE are encroaching."



He says, "Keep your distance from wild animals - don't go too near to examine and explore."



"If you don't, it COULD MEAN YOUR LIFE FOREVERMORE!"



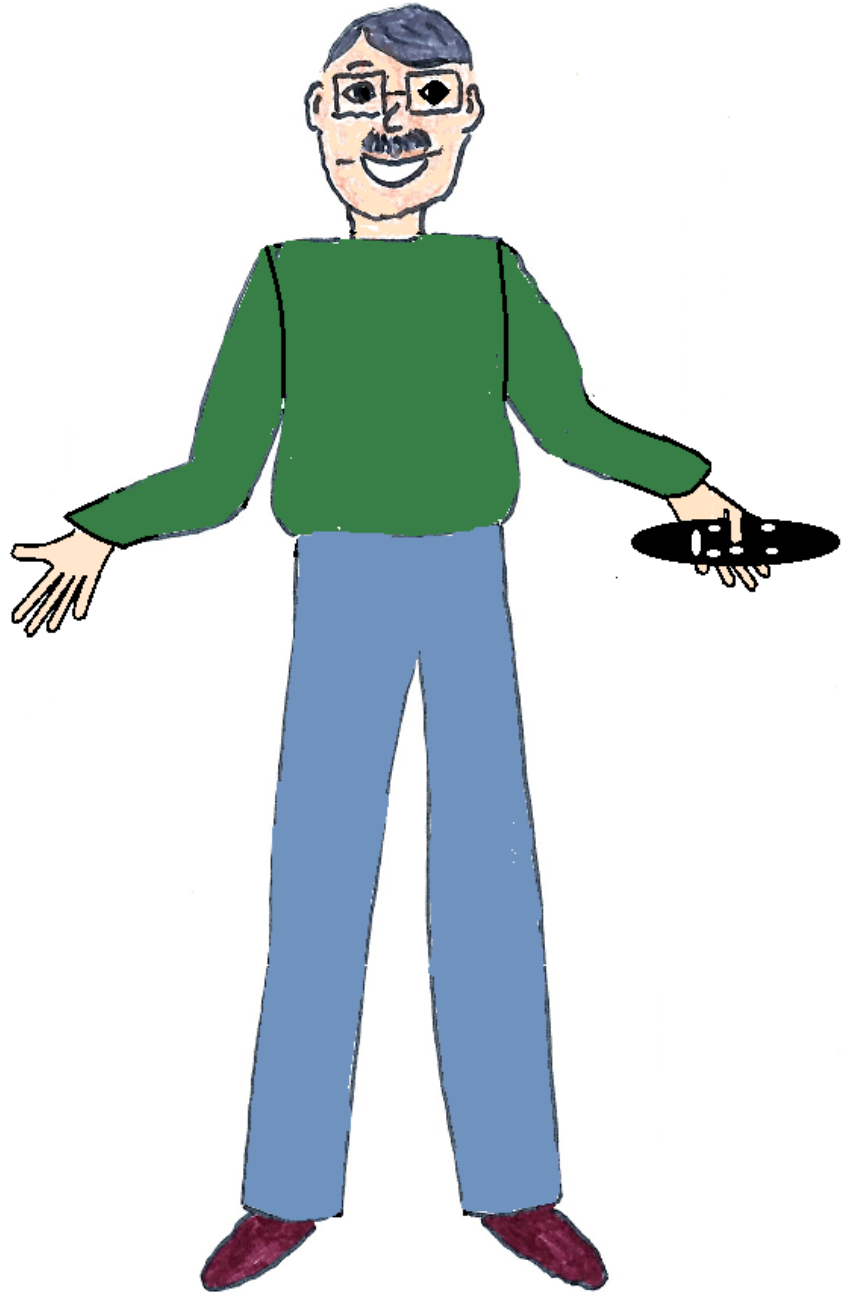
**"We don't feed or approach wild animals," he says,
"It's not nature's way."**

**"If you do, once YOU LEAVE, they will come again
looking for food ANOTHER day."**

"If an animal is injured, **DO NOT TOUCH IT**, call an adult, because animals can have rabies and even one little scratch or nick from your skin, can cause death or serious illness to begin."

[Staying Safe in Bear Country - YouTube](#)

**“Learn in advance about
what to do in a bear encounter to prevent
mishap.”**



**"TO HELP PREVENT ANIMAL
ENCOUNTERS - DON'T LITTER.
DON'T LEAVE FOOD BEHIND.
TAKE HOME EVERY SCRAP!"**

For additional information regarding what to do in the event you come upon a bear unexpectedly go to this National Park Service website:

[Staying Safe Around Bears - Bears \(U.S. National Park Service\) \(nps.gov\)](#)

[Bear Encounter-Never run from a bear/how to behave \(bearwise.org\)](#)

Resources

[Hike Smart \(U.S. National Park Service\) \(nps.gov\)](#)

[10 Must-Have Items for Your Hiking Emergency Kit | ACTIVE](#)

[What to Pack For a Day Hike: The Ultimate Hiking Packing List - Walking The Parks](#)

For additional information regarding what to take on a Day hike in case of emergency - check out on-line resources.

We do not claim to be the foremost authority and are not responsible for your results.

Short "A" in "AP" Word Family Words

app

zap

catnap

bootstrap

cap

chap

entrap

mousetrap

gap

clap

kidnap

lap

flap

mishap

map

knap

satrap

nap

slap

unsnap

Pap

snap

unwrap

rap

trap

giddyap

sap

wrap

kneecap

tap

strap

overlap

yap

burlap

whitecap

Lord Jesus the Christ,

I've made so many mistakes I must confess.

I repent of them now and turn from them.

I no longer want that mess.

Lord Jesus, I believe you are the Son of God
and believe in your resurrection.

I want to be a child of God
and receive your love and affection.

Lord Jesus the Christ be my Savior.

Come into my heart.

Cleanse me now of all unrighteousness
and give me a brand-new start.

I ask for the baptism of the Holy Spirit.

and the baptism by Holy fire too.

I WANT to be changed and to do the RIGHT things

I need help from you.

Please help me to read, write, and do my math.

I want to start learning today.

I want my life to take a turn
and start in a whole new way.

Thank you, Lord Jesus, for helping me to learn.

I KNOW you can help make my ability,
greater than anyone ever imagined

and bring back my self-respect and dignity.

I ask this in the name of the Lord Jesus the
Christ.

I say "Amen" and make it sure.

Now I'll start learning the RIGHT way.

I KNOW Lord Jesus, YOU are the door.

AMEN!

What should you do now as a new Christian?

You should also be baptized by immersion, meaning that you're dunked totally under the water, you are dunked and brought right back up, that's the way Christ was baptized and we're supposed to follow HIS example of what to do. So, be baptized by immersion and then ask the Lord where you should be going to church. What is the church that He would like you to go to?

Brought to you by:

God's Loving World Ministries™

"Planting Seeds To Teach A Man To READ,

So He Can Learn For A Lifetime!"™



www.capitalg-ingodslovingworldmin.org