

God's Vowel & Consonant Digraphs, Trigraphs, and Quadgraphs (An excerpt from the whole document)

Lesson 3

Prophet Pastor Anita Hiltz ©2020,2023 All Rights
Reserved Worldwide



I give ALL of the glory to my Father God, the Lord Jesus Christ, and the Holy Spirit for the collection of books which He has written and for the illustrations and lessons He has created - ALL of which would not have been possible without Him. He instructed me to put the copyright in my name and I have obeyed. God's Loving World Ministries™ is a Christian Literacy organization whose mission is to teach remedial reading, writing, math, and English to English as a Second Language Learners FOR FREE.

Psalm 115:1

“¹ Not to us, LORD, not to us
but to your name be the glory,
because of your love and faithfulness.” (NIV)

The word "Digraph"
has 2 parts: "di"
meaning 2 and
"graph" meaning
written. A "digraph"
means there are 2
written letters that
make 1 spoken sound.

The word "Trigraph"
has 3 parts: "Tri"
meaning 3 and "graph"
meaning written. A
"Trigraph" means there
are 3 written letters
that make 1 spoken
sound.

The word
"Quadgraph" has 4
parts: "Quad"
meaning 4 and "graph"
meaning written. A
"Quadgraph" means
there are 4 written
letters that make 1
spoken sound.

Every Vowel Diphthong with 2 vowels IS ALSO a Digraph. A problem arises with diphthongs because vowels come together in MORE THAN just groups of 2. For example: in the word "beau" which makes the long Oo sound. We choose NOT to use the term "diphthong," because it is VERY confusing to people. Instead, we group them all together under one of three terms: - Vowel and Consonant Digraphs, Trigraphs, or Quadgraphs.

These are the most common digraphs, trigraphs, and quadgraphs. The more familiar you make yourself with words that have these letters and sounds and in what words they do occur, the more you will remember them.


The more you read them, the more fluent you will become as a reader - meaning you will read accurately, smoother, and faster.

**Other Lessons to look for:
R-Controlled Vowels
&
Double Letter R-
Controlled Vowels.**

| | | | | | | |
|--------|--------|---------|-----------|----------|--------|----------|
| Sunday | Monday | Tuesday | Wednesday | Thursday | Friday | Saturday |
|--------|--------|---------|-----------|----------|--------|----------|

DN as in "Wednesday"
= the

Dd is Silent with
the Nn sound heard.

Here are some words with the Digraph DN as in
"Wednesday"  = the Dd is Silent with
the Nn sound heard.

Beginning

Medial/Middle

Ending


endnote

kindness

blindness


fondness

Wednesday



EA as in "beak" =
Long Ee sound and
Silent Aa.

Here are some words with the Digraph EA as in "beak"
= Long Ee and Silent Aa.



Beginning

each

ease

easel

eaves

easily

Medial/Middle

leak

tea

rea

mea

meat

hea

revea

please

teacher

Ending

sea

tea

pea



EA as in "head" =
Short Ee sound and
Silent Aa.

Here are some words with the Digraph EA as in
"head" = Short Ee sound and Silent
Aa.



Beginning

Medial/Middle

Ending

spead

steady

thread

jealous

sweeater

meeasure


weeather

heaven


weapon

wealth


My Dad said, "Until we are married, no touching!"



I respect his decision. It will keep us out of trouble!



**EAU as in "Beau" = eau
as the Long Oo sound.**

Here are some words with the Trigraph EAU as in
"Beau"  = eau as the Long Oo Sound.

Beginning

Medial/Middle

Ending

bureau

plateau

tableau

nouveau

chateau

chapeau



Long EE as in "Bee."

Here are some words with the Digraph EE as
in Bee



= the long E sound

Beginning

eel

eels

erie

erier

Medial/Middle

seen

green

speed

sleep

steel

greet

sweep

creek

bleed

sleek

Ending

see

fee

knee

tree

free

glee

three

emcee

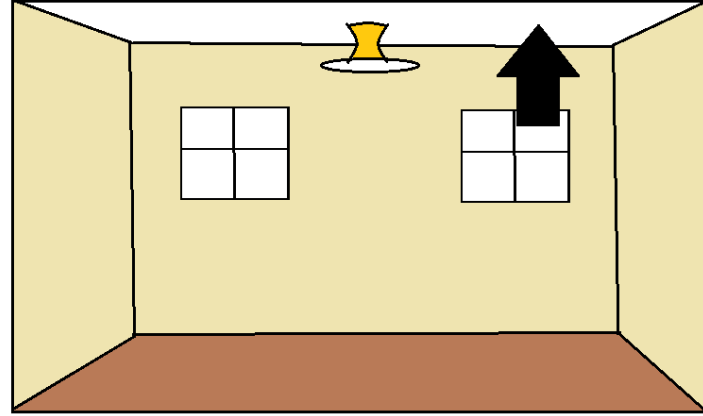
spree

agree

degree



EE as in "been"
(Since this word doesn't follow the usual sound for "e" you will have to memorize it, so you recognize it on sight.)



**EI as in "ceiling" =
the Long Ee sound
and Silent Ii.**

Here are some words with the Digraph EI as in
"ceiling"  = Long Ee sound and Silent Ii.

Beginning

either

Medial/Middle

receipt

deceit

protein

albeit

Sheila

leisure


receive

neither

perceive

received


Ending



Library of Congress, Photo of Einstein,
Albert Einstein, 1879-1955

**EI as in "Einstein" = Silent
Ee and the Long Ii Sound.**

Here are some words with the EI as in
"Einstein" = Silent Ee and the



Long Ii Sound.

Beginning

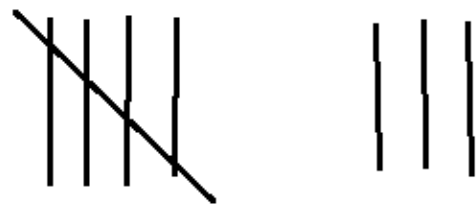
Medial/Middle

Ending

Eider

heist

seismic



eight

EI + GHT - The back to back
Digraph EI + the Trigraph
GHT as in "Eight" = the Long
Aa sound for "ei" + the
Trigraph GHT = Silent GH and
the Tt sound.

Here are some words with the back to back
Digraph EI + the Trigraph GHT as in "Eight"
= the Long Aa sound for "ei" + Trigraph
GHT = Silent GH, and the Tt sound.




Beginning

Medial/Middle


Ending

eight
eighteen

weight
freight



EO as in "People" =
the Long Ee sound
with a Silent Oo.

Here are some words with the EO as in
"People"  = Long Ee sound with a Silent
Oo.

Beginning

Medial/Middle

Ending

people
theory



**EO as in "Leopard" =
Short Ee sound and
Silent Oo.**

Here are some words with the EO as in leopard



= the Short Ee

sound and Silent Oo.

Beginning

Medial/Middle

Ending

leopard

jeopardy

Lord Jesus the Christ,

I've made so many mistakes I must confess.

I repent of them now and turn from them.

I no longer want that mess.

Lord Jesus, I believe you are the Son of God
and believe in your resurrection.

I want to be a child of God
and receive your love and affection.

Lord Jesus the Christ be my Savior.

Come into my heart.

Cleanse me now of all unrighteousness
and give me a brand-new start.

I ask for the baptism of the Holy Spirit.
and the baptism by Holy fire too.

I WANT to be changed and to do the RIGHT things
I need help from you.

Please help me to read, write, and do my math.

I want to start learning today.

I want my life to take a turn
and start in a whole new way.

Thank you, Lord Jesus, for helping me to learn.

I KNOW you can help make my ability,
greater than anyone ever imagined
and bring back my self-respect and dignity.

I ask this in the name of the Lord Jesus the
Christ.

I say "Amen" and make it sure.

Now I'll start learning the RIGHT way.

I KNOW Lord Jesus, YOU are the door.

AMEN!

What should you do now as a new Christian?

You should also be baptized by immersion, meaning that you're dunked totally under the water, you are dunked and brought right back up, that's the way Christ was baptized and we're supposed to follow HIS example of what to do. So, be baptized by immersion and then ask the Lord where you should be going to church. What is the church that He would like you to go to?

Resources

Library of Congress, Photo of Einstein, Albert Einstein, 1879-1955

- Digital ID: (digital file from b&w film copy neg.) cph 3b46036 <http://hdl.loc.gov/loc.pnp/cph.3b46036>
- Reproduction Number: LC-USZ62-60242 (b&w film copy neg.)
- Repository: Library of Congress Prints and Photographs Division Washington, D.C. 20540 USA <http://hdl.loc.gov/loc.pnp/pp.print>

Brought to you by:

God's Loving World Ministries™

"Planting Seeds To Teach A Man To READ,

So He Can Learn For A Lifetime!"™



www.capitalg-ingodslovingworldmin.org