

God's Vowel & Consonant Digraphs, Trigraphs, and Quadgraphs (An excerpt from the whole document)

Lesson 4

Prophet Pastor Anita Hiltz ©2020,2022,2023 All Rights
Reserved Worldwide



I give ALL of the glory to my Father God, the Lord Jesus Christ, and the Holy Spirit for the collection of books which He has written and for the illustrations and lessons He has created - ALL of which would not have been possible without Him. He instructed me to put the copyright in my name and I have obeyed. God's Loving World Ministries™ is a Christian Literacy organization whose mission is to teach remedial reading, writing, math, and English to English as a Second Language Learners FOR FREE.

Psalm 115:1

"¹ Not to us, LORD, not to us
but to your name be the glory,
because of your love and faithfulness." (NIV)

The word "Digraph"
has 2 parts: "di"
meaning 2 and
"graph" meaning
written. A "digraph"
means there are 2
written letters that
make 1 spoken sound.

The word "Trigraph"
has 3 parts: "Tri"
meaning 3 and "graph"
meaning written. A
"Trigraph" means there
are 3 written letters
that make 1 spoken
sound.


The word
"Quadgraph" has 4
parts: "Quad"
meaning 4 and "graph"
meaning written. A
"Quadgraph" means
there are 4 written
letters that make 1
spoken sound.

Every Vowel Diphthong with 2 vowels IS ALSO a Digraph. A problem arises with diphthongs because vowels come together in MORE THAN just groups of 2. For example: in the word "beau" which makes the long Oo sound. We choose NOT to use the term "diphthong," because it is VERY confusing to people. Instead, we group them all together under one of three terms: - Vowel and Consonant Digraphs, Trigraphs, or Quadgraphs.

These are the most common digraphs, trigraphs, and quadgraphs. The more familiar you make yourself with words that have these letters and sounds and in what words they do occur, the more you will remember them.

The more you read them, the more fluent you will become as a reader - meaning you will read accurately, smoother, and faster.

**Other Lessons to look for:
R-Controlled Vowels
&
Double Letter R-
Controlled Vowels.**



EO as in "surgeon" =
Silent Ee and Schwa
"uh" sound for Oo.

Here are some words with the EO as in "surgeon"
= Silent Ee and Schwa "uh" sound for Oo.



Beginning

Medial/Middle

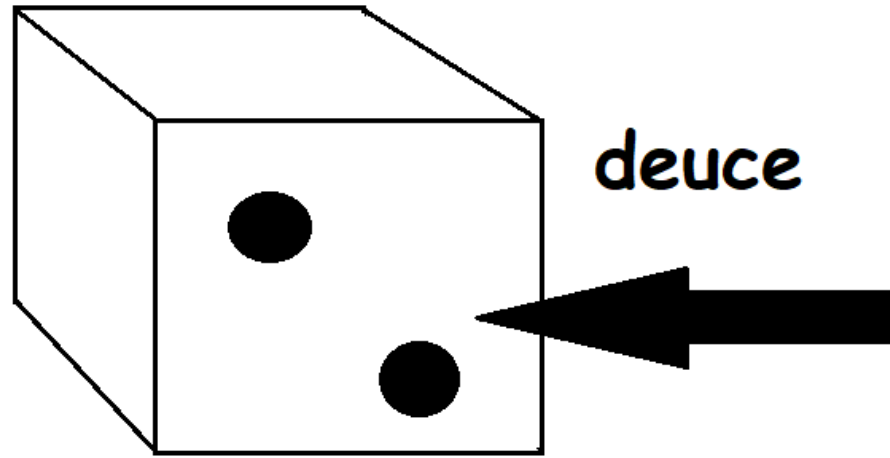
Ending

burgeon

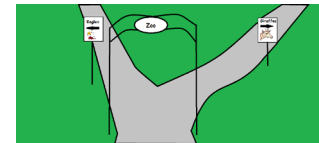
dungeon

sturgeon

luncheon



EU as in "deuce" =
the "oo" sound as in
ZOO.



Here are some words with the Digraph EU as in
"Deuce"  = the "oo" sound as in zoo. 

Beginning

Medial/Middle

Ending

queue


adieux

pseudo

neutron

neutral

lieu



EU as in "feud" =
Silent Ee and Long Uu
sound.

Here are some words with the EU as in feud
= Silent Ee and Long Uu sound.



Beginning

Medial/Middle


Ending

enuch

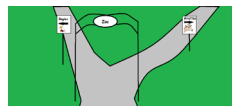
feudal


eugenic

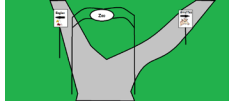
euphoric



EW as in "drew" = the
"oo" sound as in "zoo."



Here are some words with the Digraph EW as
in "drew"  = the "oo" sound as in zoo.



Beginning

Medial/Middle

Ending

chews

few

hewn

dew

newer

new

spews

skew

strewn

chew


sinewy

knew


sewage

crew

shrewd



EY as in "key" = the Long
Ee Sound and silent Yy.

Here are some words with the Digraph EY as in
"key"  = the Long Ee Sound and Silent
Yy.

Beginning

Medial/Middle

Ending

honeydew

keynote

journeyed

gooeyness

moneymaking

trolleybus

honeysuckle

pokey

honeyey

money

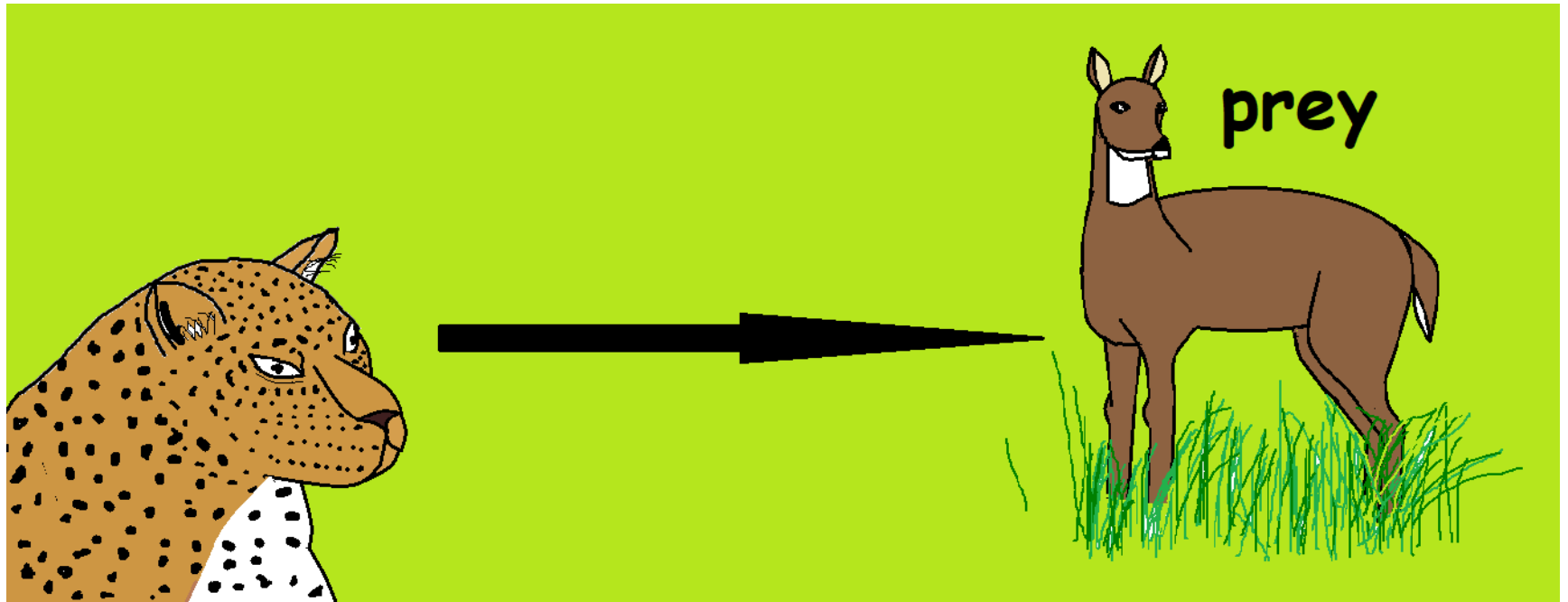
spicey

smokey

flakey

pulley

monkey



EY as in "prey" = the
Long Aa sound and
silent Yy.

Here are some words with the Digraph EY as in
"prey" = the Long Aa Sound and Silent
Yy.




Beginning

Medial/Middle

Ending

obeying
purveying
conveyed
surveyed

obey
whey
purvey
osprey
convey
survey



EY as in "eye" = the
Long Ii sound.

Here are some words with the Digraph EY as
in "eye"  = the Long Ii Sound.

Beginning

Medial/Middle

Ending

eyeball

geyser


eyesight

cockey

eyeglasses



GH as in "Gherkin" =
the Hard Gg sound is
heard with a Silent
Hh.

Here are some words with the Digraph GH as in
"Gherkin"  = the Hard Gg sound heard with a
Silent Hh.

Beginning

Medial/Middle

Ending

gherkin


ghetto

ghastly

aghast

afghan

spaghetti




Ha! Ha! Ha! Ha!

GH as in "laugh" =
the Ff sound.



GM as in "phlegm" = the **Gg** is Silent and the **Mm** sound is heard. In this example, the **PH** sound is also a Digraph. It makes the "**F**" sound.



GN as in "Gnu" = the
Gg is Silent with the
Nn sound heard.

Here are some words with the Digraph GN as in
"Gnu"  = the Gg is Silent with the Nn sound
heard.

Beginning

gnaw

gnat

gnash

gnarl

gnarly

gnarled

Medial/Middle

colgne

desgner

resgned

cosgner

malgner

aligngnment

assigngnment

Ending

signgn

reigngn

feigngn

aligngn

assigngn

benigngn

Lord Jesus the Christ,

I've made so many mistakes I must confess.

I repent of them now and turn from them.

I no longer want that mess.

Lord Jesus, I believe you are the Son of God
and believe in your resurrection.

I want to be a child of God
and receive your love and affection.

Lord Jesus the Christ be my Savior.

Come into my heart.

Cleanse me now of all unrighteousness
and give me a brand-new start.

I ask for the baptism of the Holy Spirit.
and the baptism by Holy fire too.

I WANT to be changed and to do the RIGHT things
I need help from you.

Please help me to read, write, and do my math.

I want to start learning today.

I want my life to take a turn
and start in a whole new way.

Thank you, Lord Jesus, for helping me to learn.

I KNOW you can help make my ability,
greater than anyone ever imagined
and bring back my self-respect and dignity.

I ask this in the name of the Lord Jesus the
Christ.

I say "Amen" and make it sure.

Now I'll start learning the RIGHT way.

I KNOW Lord Jesus, YOU are the door.

AMEN!

What should you do now as a new Christian?

You should also be baptized by immersion, meaning that you're dunked totally under the water, you are dunked and brought right back up, that's the way Christ was baptized and we're supposed to follow HIS example of what to do. So, be baptized by immersion and then ask the Lord where you should be going to church. What is the church that He would like you to go to?

Brought to you by:

God's Loving World Ministries™

"Planting Seeds To Teach A Man To READ,

So He Can Learn For A Lifetime!"™



www.capitalg-ingodslovingworldmin.org