

God's Consonant Blends That Appear at the Beginning and Middle of Words



Pastor Anita Hiltz ©2018 All Rights Reserved
Worldwide

I give ALL of the glory to my Father God, the Lord Jesus Christ, and the Holy Spirit for the collection of books and lessons which He has written and for the illustrations - ALL of which would not have been possible without Him. He instructed me to put the copyright in my name and I have obeyed. God's Loving World Ministries™ is a Christian Literacy organization whose mission is to teach remedial reading, writing, math, and English to English as a Second Language Learners for FREE.

Psalm 115:1

"Not to us, LORD, not to us
but to your name be the glory,
because of your love and faithfulness." (NIV)

Whenever you sound out a word, all of the letters blend together to make a word. Right? So why do you need to learn Consonant Blends?

The answer: When you learn these common Consonant Blends and recognize them on sight, your reading becomes more fluent-meaning smoother and faster.

A Consonant Blend is a group of 2 or 3 letters that blend together in a word, yet each of the sounds are heard.

Some Consonants that you see together are a Consonant Blend, meaning every letter sound is heard, but they blend together.

Some are digraphs. "Di" meaning 2 and "graph" meaning written so, digraph means 2 written letters, but only one sound is heard.

For example: SC can be a Consonant Blend in words like scatter, scat, and scoot. You can hear both the s "s" and the hard c "c" in those words, yet they blend together. 2 letters are written and 2 letters are heard.


The letters SC can also be a digraph in words like scene, scenery, and scent. In those words, you see 2 letters at the beginning, but you do not hear the letter "c" even though it's seen - you only hear the letter S "s." When you hear only 1 sound when 2 letters are written - it is a digraph.

Consonant Blends can appear at the beginning, middle, or end of a word.

A Consonant Blend appears at the beginning of the words: skill, string, and spell.

A Consonant Blend appears in the middle of the words:
explain, extra, and abstract.

A Consonant Blend appears at the end of the words: brisk, last, and grasp. We will learn ending Consonant blends in another lesson.


In this lesson, we will only be looking at different Blends that appear at the beginning and middle of a word. You may already be familiar with these words, because of holding conversations with people. I don't expect you to be able to read the words yet. I just want you to LOOK  for the Blend within each word

and LISTEN  for the sounds of each Blend in each word.

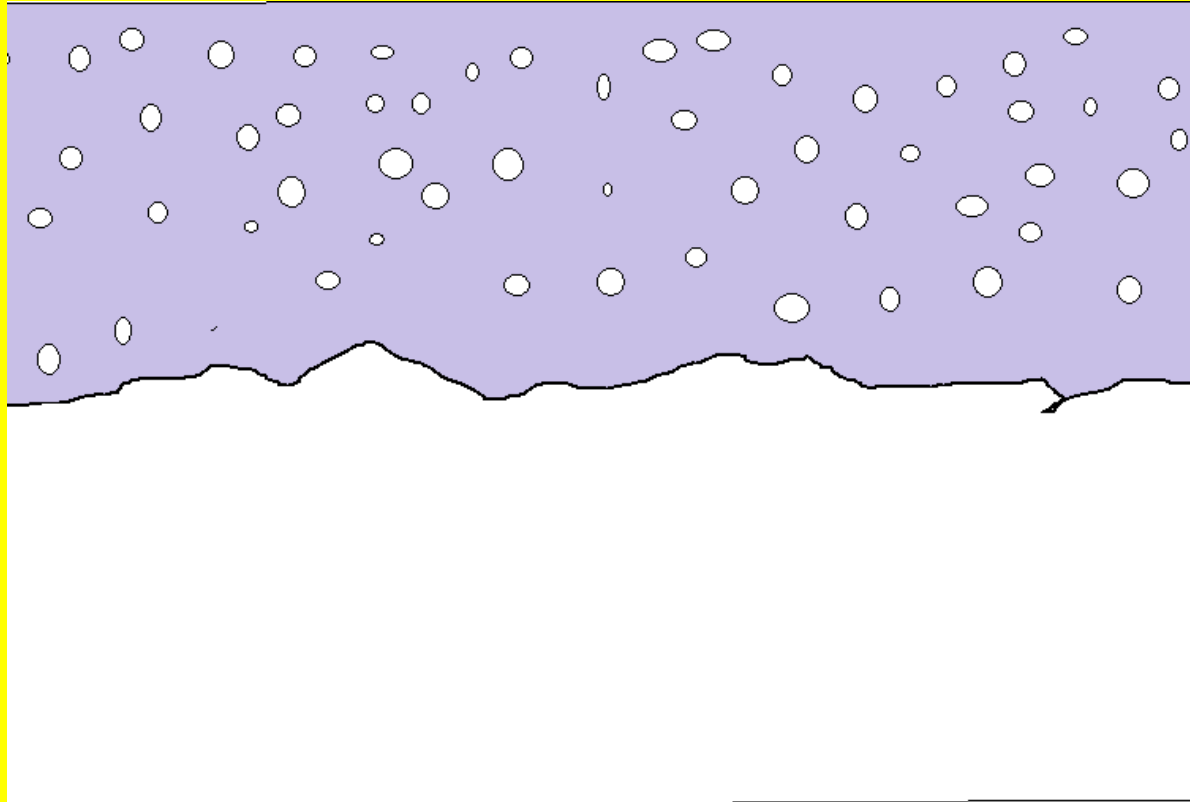
Have you ever heard the story: "Peter Piper picked a peck of pickled peppers?"

That story uses something called Alliteration. It means repeating the same beginning sound within a sentence or story. Alliteration is a good way to emphasize beginning sounds so that people can hear them. We used alliteration in this presentation. The first slide for each blend shows a picture and one word. The next slide for each blend shows a funny sentence that uses that Blend repeatedly in that sentence.


Enjoy!




block



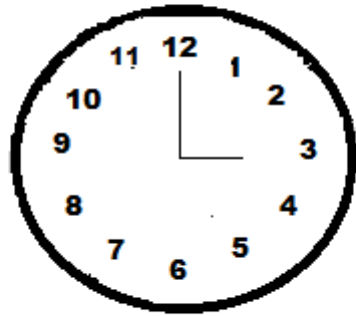
The blinding blizzard blew in
blankets of blistering bleached
blocks.



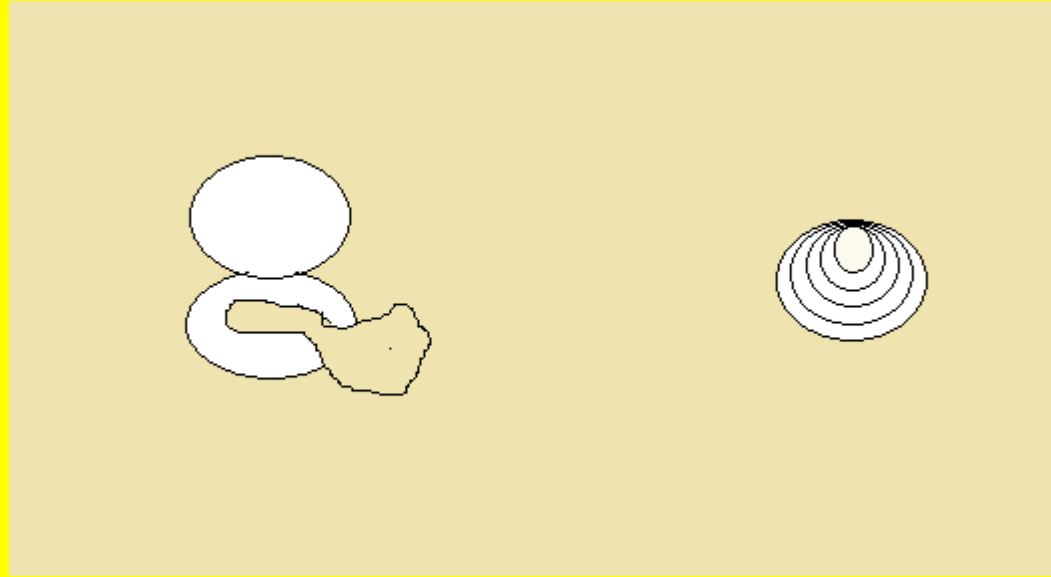
broom




A broad branch bridges a brown
brook.




clock



Clams cleanse clutter then cleverly
clamp closed.




crayon




Crocs creep and cripple croakers and
crumble them like crackers.



drum




The drowsy drummer dropped his
drumsticks.




flag



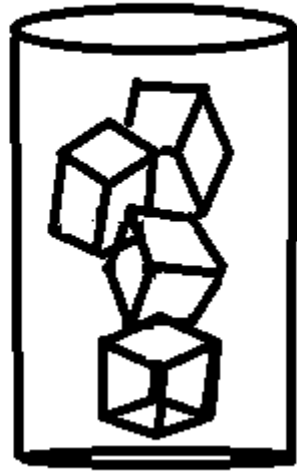
The fluffy flock flew, flipped, and
flopped, flushing their flesh of flies
and fleas.




frog




Freezing friends frolic in fresh frosty
cold fronts.



glass



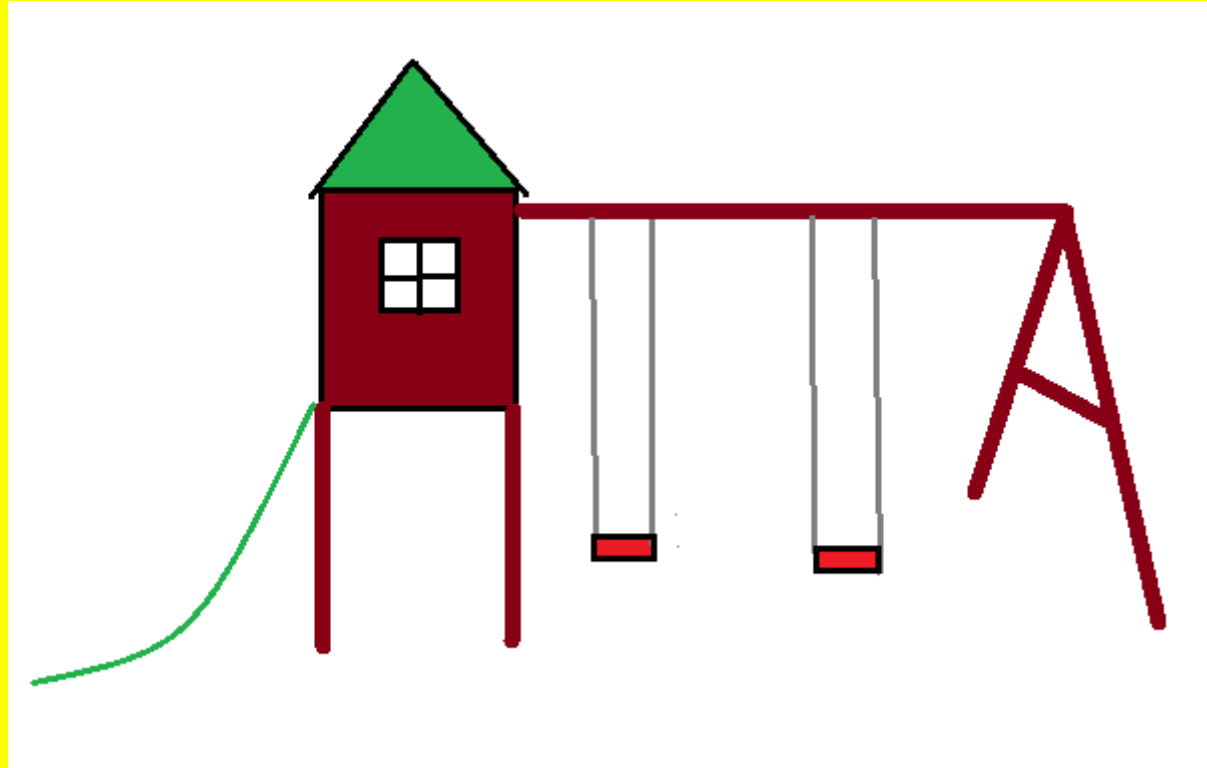
Glowworms glued as glammed globs
of glowing glittery glass.



grapes




Grapes grow on groping grasping
grapevines of greenery.




playground




Playmakers find plentiful plasures at
the playground.




pray



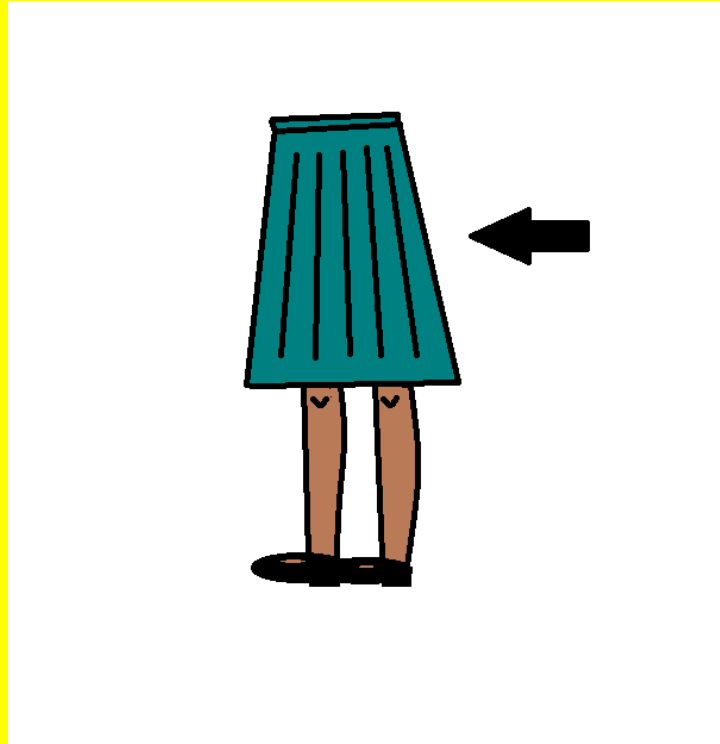
Pretty preschooler properly propels
prayers to the Prince of Peace.




scooter



Scuba scouts scan and scour for
schools of spotted scats.

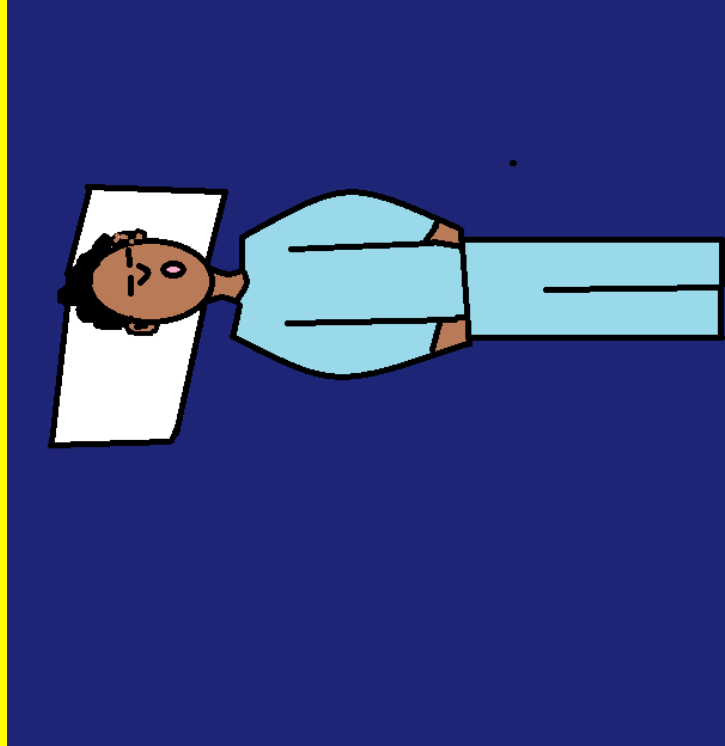


skirt

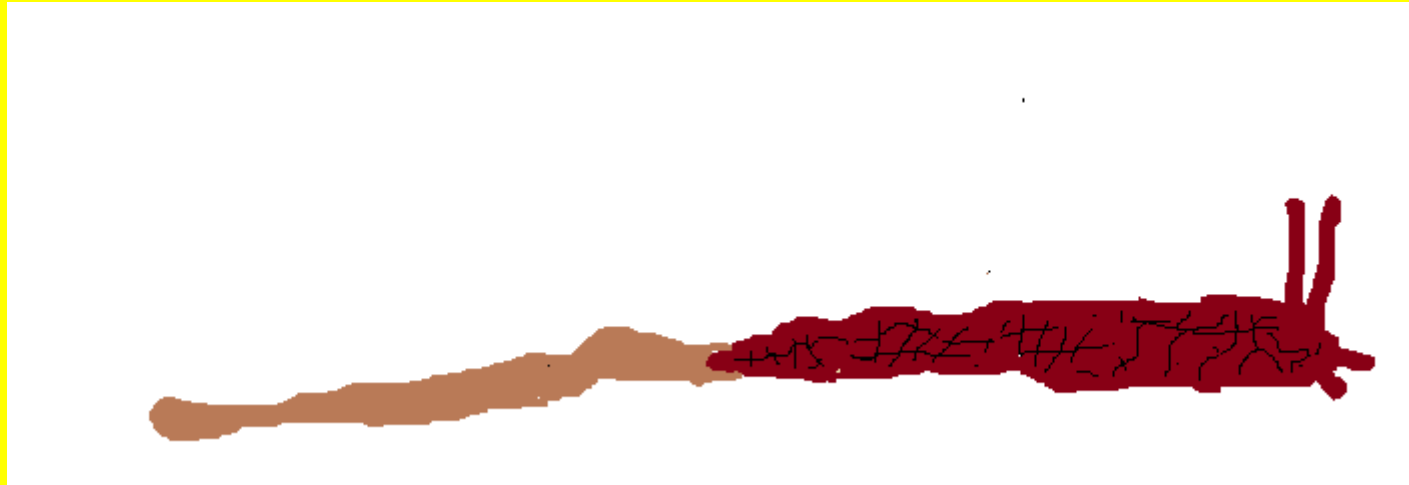


Skiers, skaters, and snowmobilers
are skillful skipppers who skim, skip,
and skirt.


(Hint: skirt can also mean to go around things.)




sleep




Slugs slip, slither, and slide on
slippery slime.




smile



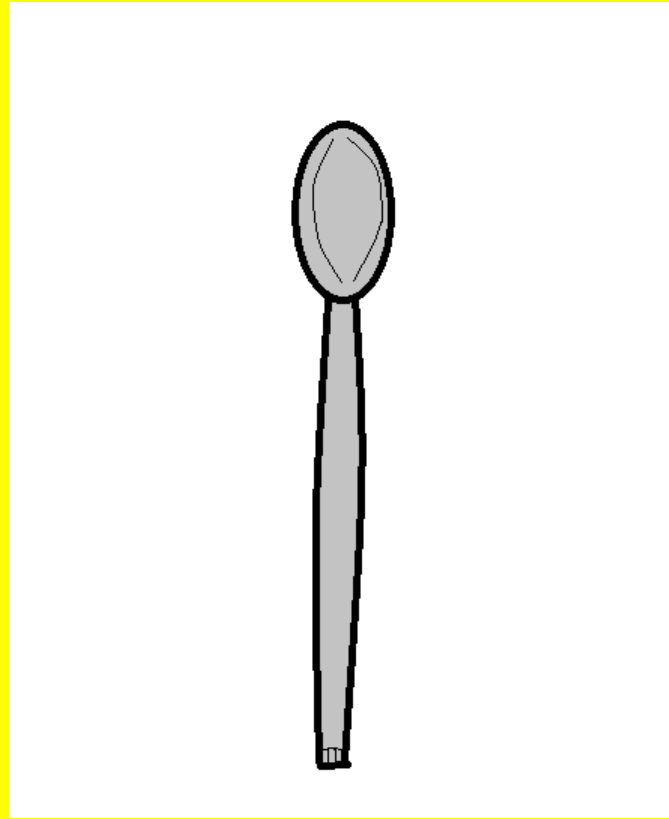
Smart smellers smartly smother
smol^dering fires.




snail



Sneaky snakes snag and snatch
snooters and sniffers for snacks.




spoon




**Special space speakers speculate and
speak about space.
(Hint: Speculate means to guess.)**




stop




Stellar students study to
strengthen standards.




swan




Swans swish and swim in swank
sweeping locations to find
sweethearts.




tree




Tree trotters trek and tread to
trees to climb trunks and find
treats.



twins



Twelve twitters tweeted and
twitched at twilight.

A white scroll graphic with a blue border and a blue background. The scroll is unrolled, showing text. The text is in a serif font and is centered on the scroll. The scroll has a small blue circle at the top left and bottom left corners, representing the ends of the scroll.

Hear ye!

Hear ye!

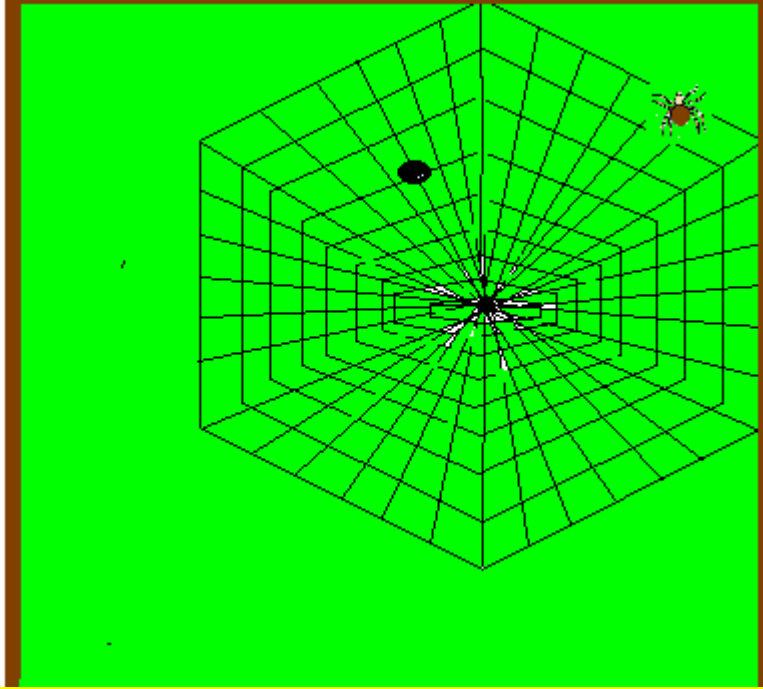
The Lord Jesus

Christ is King of

Kings and Lord of

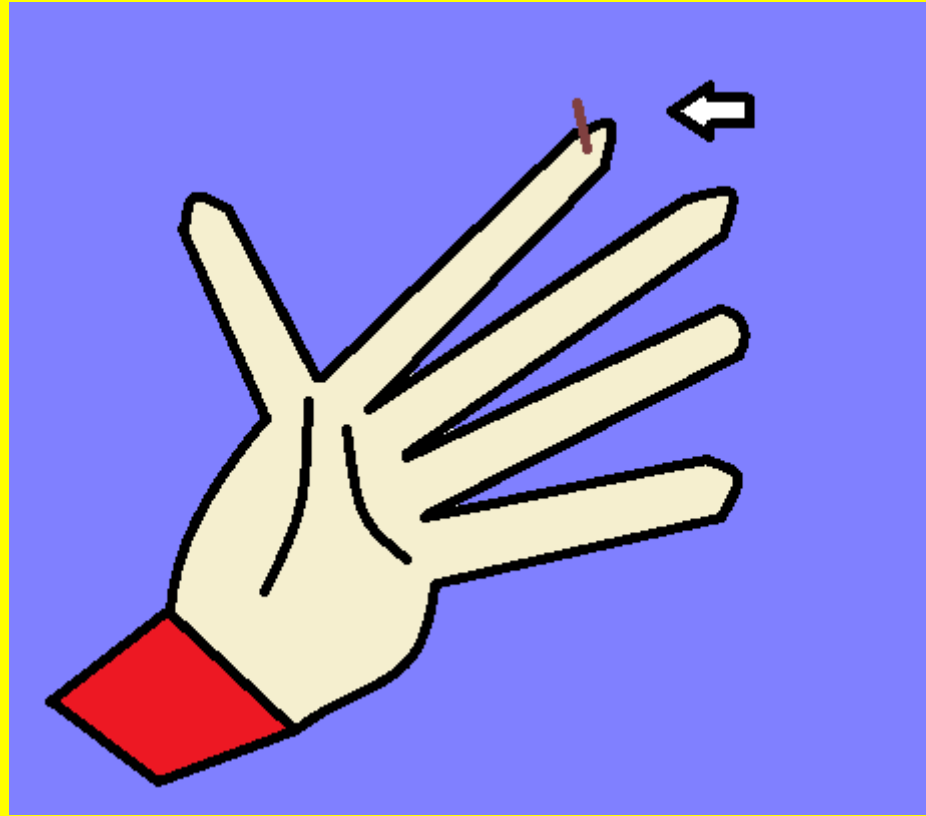
Lords!

scroll




Scrappy scrutinizers scrooch for
scruffy scramblers.


(Hint: to scrutinize means to look at or observe)




splinter




Splendid splashers splay and splash
and go splat and splutter.




sprout



Sprigs and sprouts sprang up
sprightly and spruced up Spring!



stroller



The stray strode up the street
and found a stranger.

If you need help with learning and reading God CAN help you.
Let us pray.

Just say, Lord Jesus the Christ,
I've made so many mistakes I must confess.
I repent of them now and turn from them.
I no longer want that mess.

Lord Jesus, I believe you are the Son of God
and believe in your resurrection.
I want to be a child of God
and receive your love and affection.

Lord Jesus the Christ, be my Savior.
Come into my heart.
Cleanse me now of all unrighteousness
and give me a brand-new start.

I ask for the baptism of the Holy Spirit
and the baptism by Holy fire too.
I WANT to be changed and to do the RIGHT things
I need help from you.

Please help me to read, write, and do my math.
I want to start learning today.
I want my life to take a turn
and start in a whole new way.

Thank you Lord Jesus for helping me to learn.
I KNOW you can help make my ability,
greater than anyone ever imagined
and bring back my self-respect and dignity.

I ask this in the name of the Lord Jesus the Christ.
I say "Amen" and make it sure.
Now I'll start learning the RIGHT way.
I KNOW Lord Jesus, YOU are the door.

AMEN!

**Now, get a Bible and be baptized by
immersion.**

**There are more things for you to
learn.**

**You've now been washed white as
snow,
to your sins do not return.**

Brought to you by:
God's Loving World Ministries™

"Planting Seeds To Teach A Man To READ,
So He Can Learn For A Lifetime!"™



www.capitalg-ingodslovingworldmin.org