

God's Consonant Blends That Appear at the Middle and End of Words



Pastor Anita Hiltz ©2018 All Rights Reserved
Worldwide

I give ALL of the glory to my Father God, the Lord Jesus Christ, and the Holy Spirit for the collection of books and lessons which He has written and for the illustrations - ALL of which would not have been possible without Him. He instructed me to put the copyright in my name and I have obeyed. God's Loving World Ministries™ is a Christian Literacy organization whose mission is to teach remedial reading, writing, math, and English to English as a Second Language Learners for FREE.

Psalm 115:1

"Not to us, LORD, not to us
but to your name be the glory,
because of your love and faithfulness." (NIV)

Whenever you sound out a word, all of the letters blend together to make a word. Right? So why do you need to learn Consonant Blends?

The answer: When you learn these common Consonant Blends and recognize them on sight, your reading becomes more fluent.

A Consonant Blend is a group of 2 or 3 letters that blend together in a word, yet each of the sounds are heard.

Some Consonants that you see together are a Consonant Blend, meaning every letter sound is heard, but they blend together.

Some are digraphs. "Di" meaning 2 and "graph" meaning written so, digraph means 2 written letters that make 1 sound.

For example, "LM" can be a Consonant Blend in words like: film, elm, and helm. You can hear both the L "l" and the M "m" in those words, yet they blend together. 2 letters are written and 2 letters are heard.


The letters LM can also be a digraph in words like: balm, palm, and calm. In those words you do not hear the letter "l" even though it's seen - you only hear the letter "m" When you hear only 1 sound when 2 letters are written - it is a digraph.


Consonant Blends can appear at the beginning, middle, or end of a word.

A Consonant Blend appears at the beginning of the words: skill, string, and spell.

A Consonant Blend appears in the middle of the words:
explain, extra, and abstract.

A Consonant Blend appears at the end of the words: brisk, last, and grasp.



In this lesson, we will only be looking at different Blends that appear at the middle and end of a word. You may already be familiar with these words, because of holding conversations with people. I don't expect you to be able to read the words yet. I just want you to LOOK  for the Blend within each word

and LISTEN  for the sounds of each Blend in each word.


Blends that are found at the end and middle of words are difficult to hear and say when separated by the vowels that appear in front of them. So, this lesson uses each vowel in front of the blend, so that you can hear how it sounds in words in which they appear. Remember, the main vowels are:

a, e, i, o, and u.

Vowels have different sounds which can include a short and long sound.


Those sounds in a pronunciation dictionary have symbols associated with them. The symbol for a short vowel sound is  above the vowel. The symbol for a long vowel sound is  above the vowel. There ARE other vowel sounds, but the many symbols will just confuse you. It's best just to learn the different vowel sounds by listening to the words and where they apply.

One way you can remember the meaning behind the symbols is to think of measurement. If you wanted to show someone with your fingers that something was short you would go like this:



It looks like measuring a short amount.
The short vowel symbol curves like 2

fingers measuring a short amount. ↗


The Long vowel symbol looks like a straight longer line above the vowel. 


We will use these symbols on the next slide.

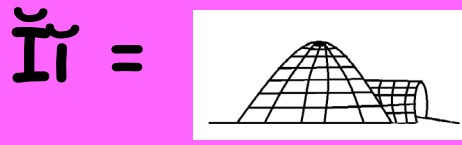
Here are the vowels using the short and long sound symbols and a picture showing the beginning sound they make.

Ăă =  apple.

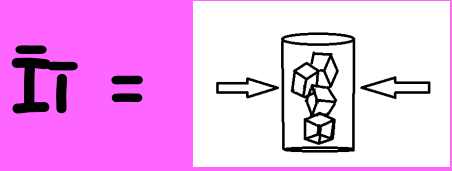
Āā =  April.

Ĕĕ =  eggs.

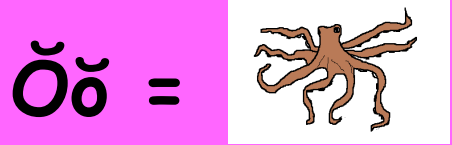
Ēē =  eagle.



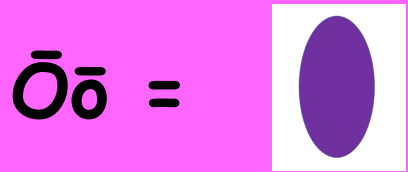
igloo.



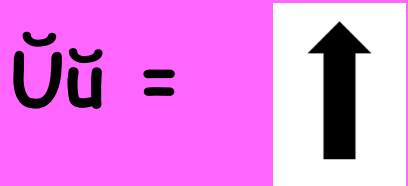
ice.



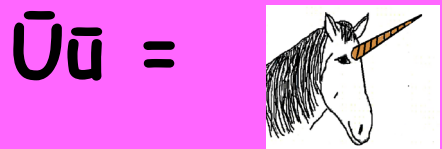
Octopus.



oval.




up.



Unicorn.

The CT blend as in cactus makes the sounds "C" and "T" as in cactus.



cactus




A vowel placed in front of the CT blend makes a word family. Listen to how the CT blend sounds in these words.

<u>act</u>	<u>ect</u>	<u>ict</u>	<u>oct</u>	<u>uct</u>
fact <u>ct</u>	sect <u>ct</u>	evict <u>ct</u>	concoct <u>ct</u>	duct <u>ct</u>
pact <u>ct</u>	eject <u>ct</u>	strict <u>ct</u>	doctor <u>ct</u>	deduct <u>ct</u>
bacteria <u>ct</u>	electrician <u>ct</u>	predict <u>ct</u>	October <u>ct</u>	conductor <u>ct</u>

<u>act</u>	fact	pact	bacteria
<u>ect</u>	sect	eject	electrician
<u>ict</u>	evict	strict	predict
<u>oct</u>	concoct	doctor	October
<u>uct</u>	duct	deduct	conductor

The FT blend as in gift makes the sounds "F" and "T" as in gift.



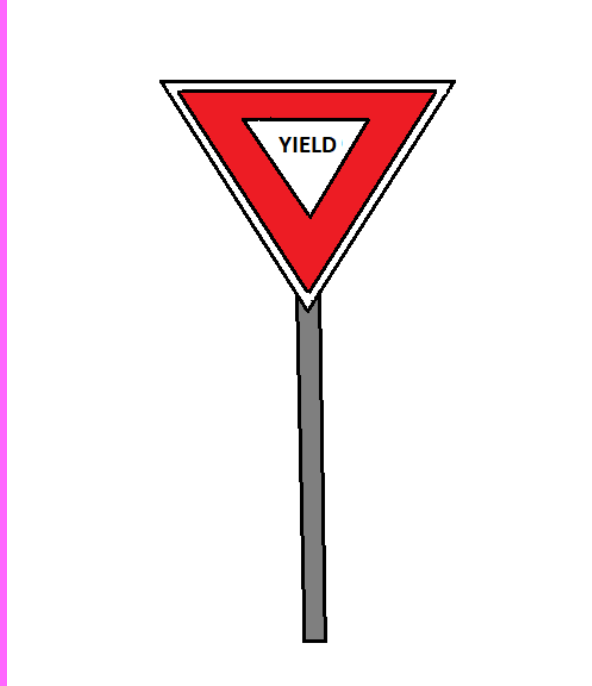
gift



A vowel placed in front of the FT blend makes a word family. Listen to how the FT blend sounds in these words.

<u>aft</u>	<u>eft</u>	<u>ift</u>	<u>oft</u>	<u>uft</u>
raft	left	lift	loft	tuft
graft	theft	sift	soft	tufted
crafty	cleft	swiftly	softly	

The LD blend as in yield makes the sounds "L" and "D" as in yield.



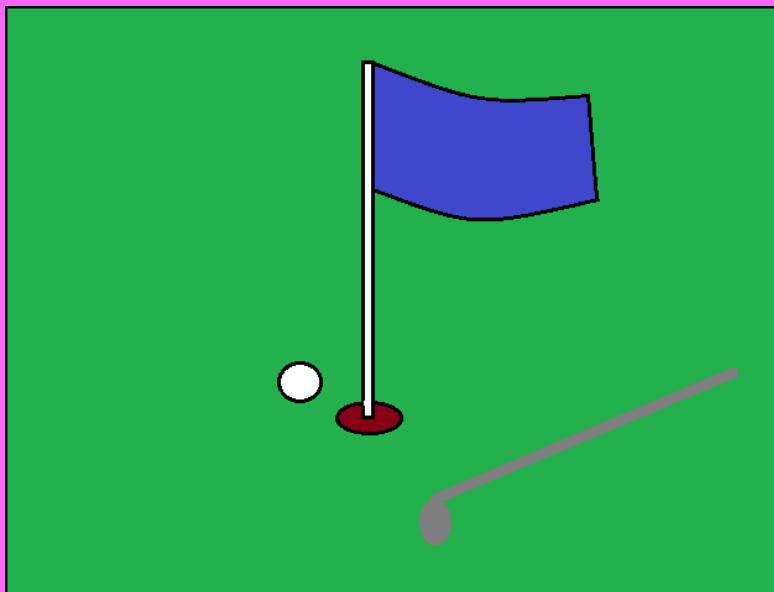
yield



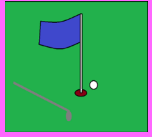
A vowel placed in front of the LD blend makes a word family. Listen to how the LD blend sounds in these words.

<u>ald</u>	<u>eld</u>	<u>ild</u>	<u>ild</u>	<u>old</u>	<u>uld</u>
bald	held	build	child	bold	
scald	meld	guild	mild	cold	
	weld			fold	

The LF blend as in golf makes the sounds "L" and "F" as in golf.




golf



A vowel placed in the front of the LF blend makes a word family. Listen to how the LF blend sounds in these words.

<u>alf</u>	<u>elf</u>	<u>ilf</u>	<u>olf</u>	<u>olf</u>	<u>ulf</u>
<u>alf</u> alfa	se <u>lf</u>	pi <u>lf</u> er	go <u>lf</u>	wo <u>lf</u>	gu <u>lf</u>
	she <u>lf</u>				en <u>gulf</u>

The LK blend as in milk makes the sounds "L" and "K" as in milk.




milk



A vowel placed in front of the LK blend makes a word family. Listen to how the LK blend sounds in these words.

<u>alk</u>	<u>elk</u>	<u>ilk</u>	<u>olk</u>	<u>ulk</u>
<u>alk</u> aline	<u>elk</u>	mi <u>lk</u>	fo <u>lk</u>	su <u>lk</u>
		bi <u>lk</u>	po <u>lk</u> a	hu <u>lk</u>
		si <u>lk</u>		bu <u>lk</u>

The LM blend as in helm makes the sounds "L" and "M" as in helm.




helm




A vowel placed in front of the LM blend makes a word family. Listen to how the LM blend sounds in these words.

<u>alm</u>	<u>elm</u>	<u>ilm</u>	<u>olm</u>	<u>ulm</u>
	<u>helm</u>	<u>film</u>	<u>olms</u>	<u>pulmonary</u>
	<u>overwhelm</u>			

The LP blend as in scalp makes the sounds "L" and "P" as in scalp.



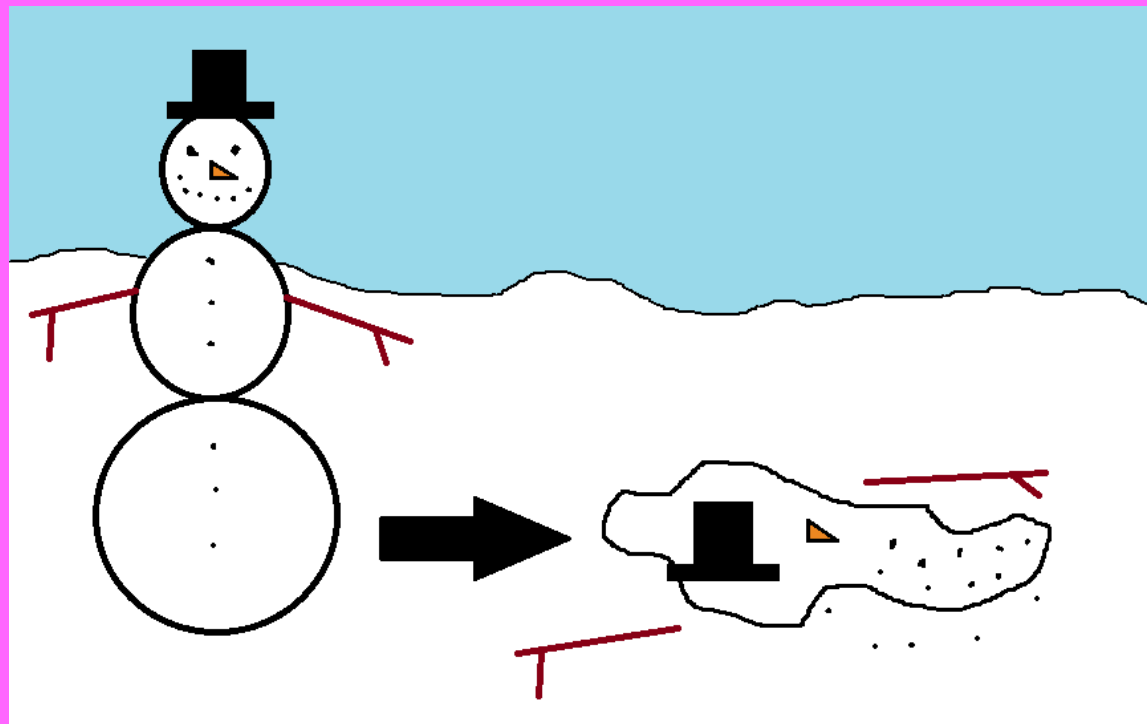
scalp




A vowel placed in front of the LP blend makes a word family. Listen to how the LP blend sounds in these words.

<u>alp</u>	<u>elp</u>	<u>ilp</u>	<u>olp</u>	<u>ulp</u>
<u>alps</u>	<u>help</u>			<u>gulp</u>
<u>scalp</u>	<u>kelp</u>			<u>sculpt</u>
	<u>whelp</u>			<u>pulp</u>

The LT blend as in melt makes the sounds "L and T" as in melt.



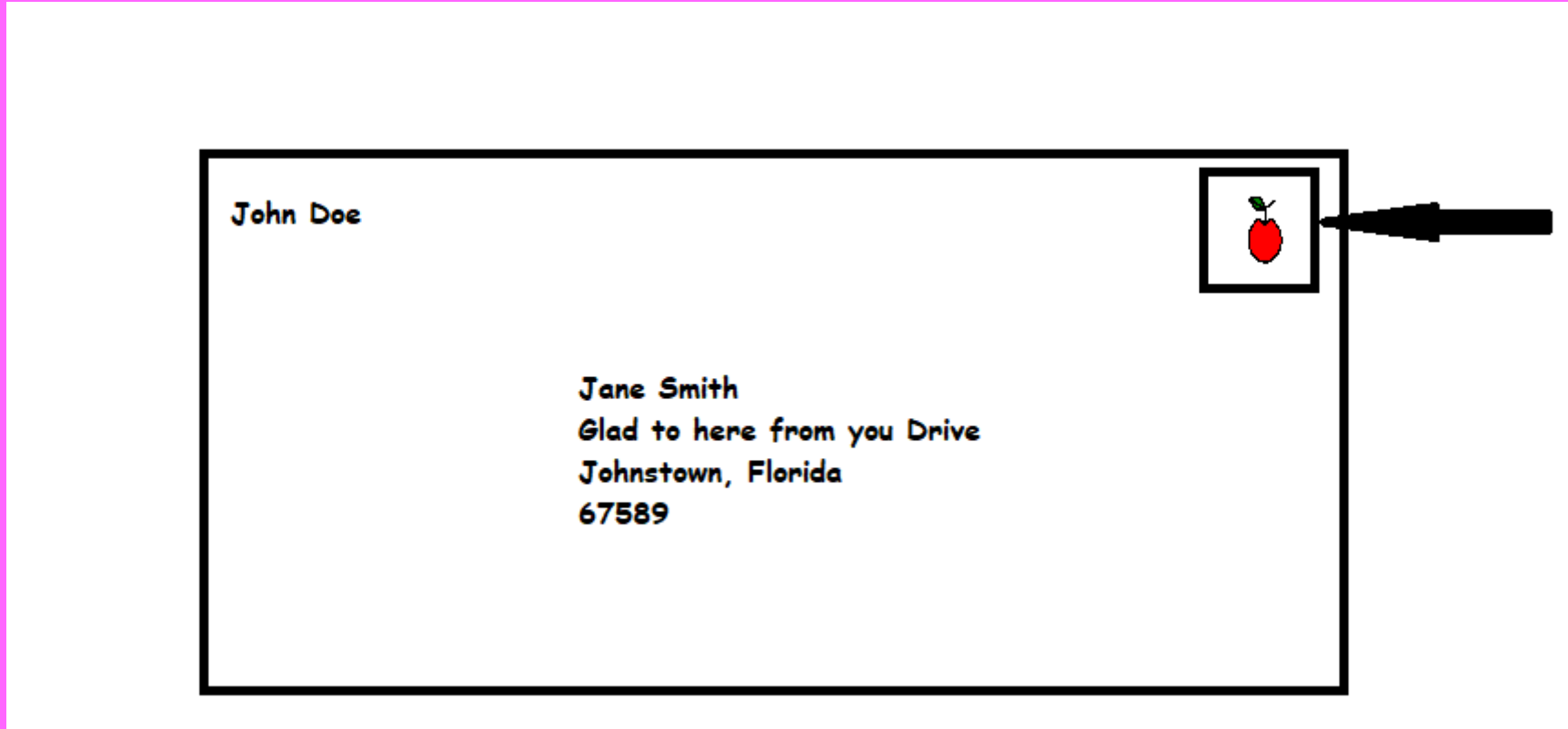
melt




A vowel placed in front of the LT blend makes a word family. Listen to how the LT blend sounds in these words.

al <u>t</u>	el <u>t</u>	il <u>t</u>	ol <u>t</u>	ul <u>t</u>
bal <u>t</u> ic	bel <u>t</u>	hil <u>t</u>	bol <u>t</u>	cul <u>t</u>
hal <u>t</u>	cel <u>t</u> ic	lil <u>t</u>	col <u>t</u>	ul <u>t</u> ra
mal <u>t</u>	fel <u>t</u>	sil <u>t</u>	jol <u>t</u>	insul <u>t</u>
sal <u>t</u>	knel <u>t</u>	til <u>t</u>	vol <u>t</u>	adul <u>t</u>

The *MP* blend as in stamp makes the sounds "M" and "P" as in stamp.




stamp




A vowel placed in front of the MP blend makes a word family. Listen to how the MP blend sounds in these words.

<u>amp</u>	<u>emp</u>	<u>imp</u>	<u>omp</u>	<u>ump</u>
camp	empty	blimp	stomp	bump
damp	hemp	simple	romp	dump
lamp	tempt	pimple	prompt	pump
ramp	unkempt	shrimp		stump

The ND blend as in hand makes the sounds "N" and "D" as in hand.




hand



A vowel placed in front of the ND blend makes a word family. Listen to how the ND blend sounds in these words.

<u>and</u>	<u>end</u>	<u>ind</u>	<u>ind</u>	<u>ond</u>	<u>und</u>
<u>band</u>	<u>bend</u>	<u>cinder</u>	<u>bind</u>	<u>bond</u>	<u>fund</u>
<u>dandy</u>	<u>fend</u>	<u>hinder</u>	<u>find</u>	<u>fond</u>	<u>under</u>
<u>gland</u>	<u>lend</u>	<u>tinder</u>	<u>grind</u>	<u>pond</u>	<u>asunder</u>
<u>land</u>	<u>mend</u>		<u>kind</u>		

The NG blend as in angel makes the sounds "N" and Soft "G" as in angel.



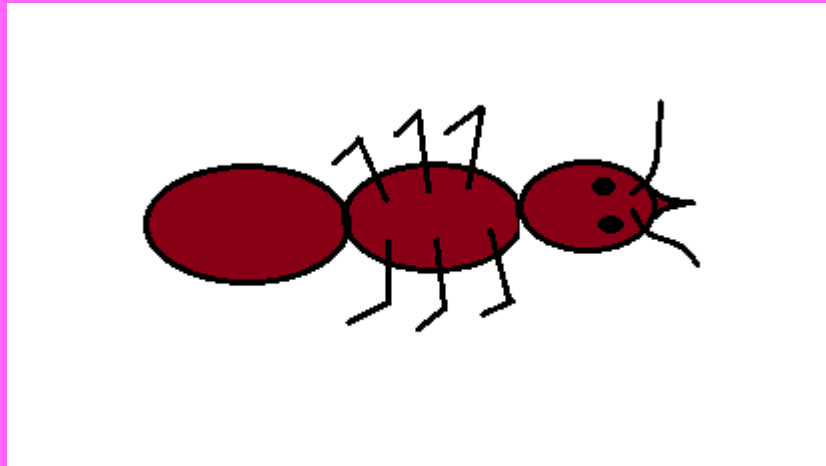
angel



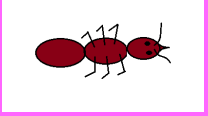
A vowel placed in front of the NG blend makes a word family. Listen to how the NG blend sounds in these words.

<u>an</u> g	<u>en</u> g	<u>in</u> g	<u>on</u> g	<u>un</u> g
dan <u>g</u> er	en <u>g</u> ine	hin <u>g</u> e	sp <u>on</u> ge	lun <u>g</u> e
arran <u>g</u> e	en <u>g</u> ineer	bin <u>g</u> e		plun <u>g</u> e
chan <u>g</u> e		sin <u>g</u> e		dun <u>g</u> eon

The NT blend as in ant makes the sounds "N" and "T" as in ant.



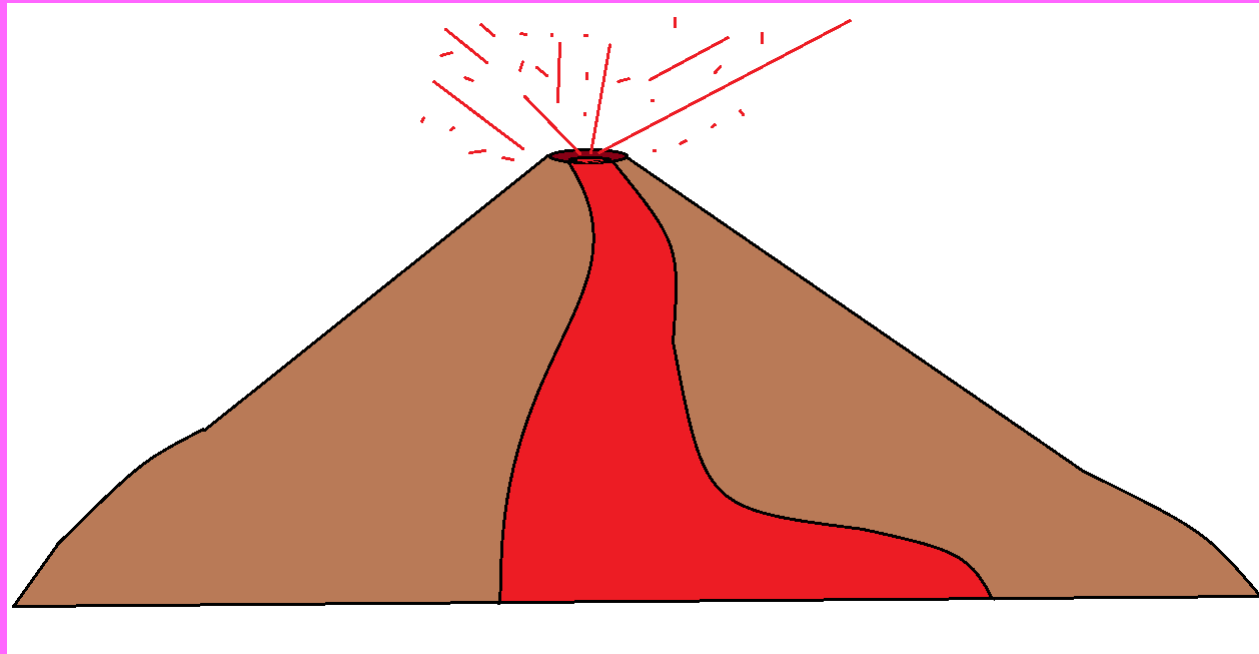
ant



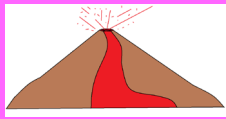
A vowel placed in front of the NT blend makes a word family. Listen to how the NT blend sounds in these words.

<u>ant</u>	<u>ant</u>	<u>ent</u>	<u>int</u>	<u>ont</u>	<u>unt</u>
re <u>cant</u>	wa <u>nt</u>	be <u>nt</u>	hi <u>nt</u>	fo <u>nt</u>	bu <u>nt</u>
ra <u>nt</u>		ce <u>nt</u>	li <u>nt</u>	Mont <u>re</u> al	hu <u>nt</u>
		de <u>nt</u>	mi <u>nt</u>		ru <u>nt</u>
		ge <u>nt</u>	in <u>te</u> rnal		stu <u>nt</u>

The PT blend as in erupt makes the sounds "P" and "T" as in erupt.



erupt



A vowel placed in front of the PT blend makes a word family. Listen to how the PT blend sounds in these words.

<u>apt</u>	<u>ept</u>	<u>ipt</u>	<u>opt</u>	<u>upt</u>
r <u>apt</u>	ke <u>pt</u>	scri <u>pt</u>	ado <u>pt</u>	abru <u>pt</u>
ap <u>ti</u> tude	sle <u>pt</u>	ellip <u>ti</u> c	op <u>ti</u> cal	corru <u>pt</u>
	swe <u>pt</u>	transcri <u>pt</u>		disru <u>pt</u>
	we <u>pt</u>			bankru <u>pt</u>

Let us pray.

Lord Jesus the Christ,
I've made so many mistakes I must confess.
I repent of them now and turn from them.
I no longer want that mess.

Lord Jesus, I believe you are the Son of God
and believe in your resurrection.
I want to be a child of God
and receive your love and affection.

Lord Jesus the Christ, be my Savior.
Come into my heart.
Cleanse me now of all unrighteousness
and give me a brand-new start.

I ask for the baptism of the Holy Spirit
and the baptism by Holy fire too.
I WANT to be changed and to do the RIGHT things
I need help from you.

Please help me to read, write, and do my math.
I want to start learning today.
I want my life to take a turn
and start in a whole new way.

Thank you Lord Jesus for helping me to learn.
I KNOW you can help make my ability,
greater than anyone ever imagined
and bring back my self-respect and dignity.

I ask this in the name of the Lord Jesus the Christ.
I say "Amen" and make it sure.
Now I'll start learning the RIGHT way.
I KNOW Lord Jesus, YOU are the door.
AMEN!

Now, get a Bible and be baptized by
immersion.

There are more things for you to
learn.

You've now been washed white as
snow,
to your sins do not return.

Brought to you by:
God's Loving World Ministries™

"Planting Seeds To Teach A Man To READ,
So He Can Learn For A Lifetime!"™



www.capitalg-ingodslovingworldmin.org