

# God's Vowel & Consonant Digraphs, Trigraphs, and Quadgraphs (An excerpt from the whole document)

## Lesson 1

Prophet Pastor Anita Hiltz ©2020,2023 All Rights  
Reserved Worldwide



I give ALL of the glory to my Father God, the Lord Jesus Christ, and the Holy Spirit for the collection of books which He has written and for the illustrations and lessons He has created - ALL of which would not have been possible without Him. He instructed me to put the copyright in my name and I have obeyed. God's Loving World Ministries™ is a Christian Literacy organization whose mission is to teach remedial reading, writing, math, and English to English as a Second Language Learners FOR FREE.

Psalm 115:1

"<sup>1</sup> Not to us, LORD, not to us  
but to your name be the glory,  
because of your love and faithfulness." (NIV)

The word "Digraph" has 2 parts: "di" meaning 2 and "graph" meaning written. A "digraph" means there are 2 written letters that make 1 spoken sound.

The word "Trigraph"  
has 3 parts: "Tri"  
meaning 3 and "graph"  
meaning written. A  
"Trigraph" means there  
are 3 written letters  
that make 1 spoken  
sound.

The word "Quadgraph"  
has 4 parts: "Quad"  
meaning 4 and "graph"  
meaning written. A  
"Quadgraph" means  
there are 4 written  
letters that make 1  
spoken sound.

Every Vowel Diphthong with 2 vowels IS ALSO a Digraph. A problem arises with diphthongs because vowels come together in MORE THAN just groups of 2. For example: in the word "beau" which makes the long Oo sound. We choose NOT to use the term "diphthong," because it is VERY confusing to people. Instead, we group them all together under one of three terms: - Vowel and Consonant Digraphs, Trigraphs, or Quadgraphs.

These are the most common digraphs, trigraphs, and quadgraphs. The more familiar you make yourself with words that have these letters and sounds and in what words they do occur, the more you will remember them.

The more you read them, the more fluent you will become as a reader - meaning you will read accurately, smoother, and faster.

**Other Lessons to look for:**  
**R-Controlled Vowels**  
**&**  
**Double Letter R-**  
**Controlled Vowels.**

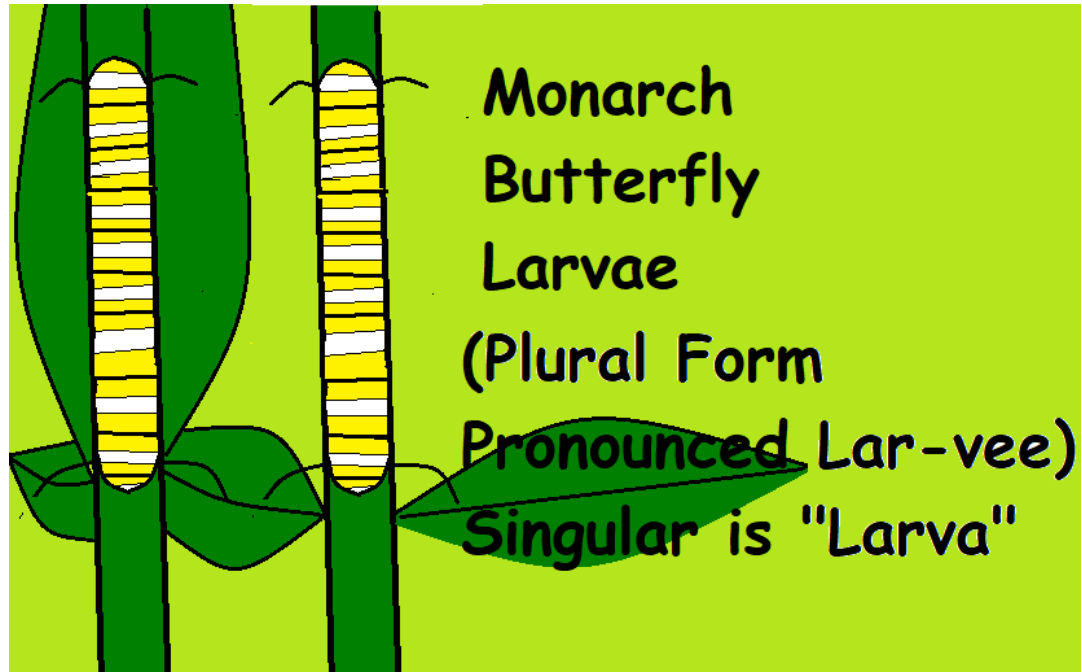




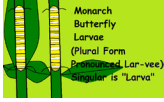
AA as in "Baa" = "a" as in  
"ah"



AE as in "Maestro" = "ae" as  
the Long Ii sound (pronounced  
Mīstro).



AE as in "Larvae" = the Aa is Silent and the Long Ee is heard.

Here are some words with the Digraph AE as in  
"Larvae" (lar-vee)  = Long Ee is heard and  
the Aa is silent.

Beginning

Medial/Middle

Ending

Caesar

larvae

(See - zer)

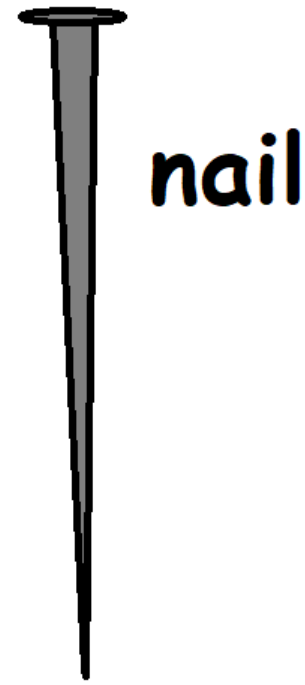
(lar-vee)

archaea

(ar-key-ah)



AI as the Short Ee sound  
- as  
in "said" (pronounced sĕd).



AI as in "nail" = Long Aa is  
the sound heard and the Ii  
is Silent.

Here are some words with the letters AI as in

"nail"  = the Long Aa sound is heard and the Ii is

Silent.

Beginning

aid

ail

aim

ailment

Medial/Middle

Cain

waif

vail

pail

gait

vain

bait

hail

sail

Ending



AI as in "Bonsai" = the  
Aa is Silent and the  
Long Ii sound is heard.



Here are some words with the letters AI as in “Bonsai”



= the Aa is Silent and the Long Ii sound is heard.

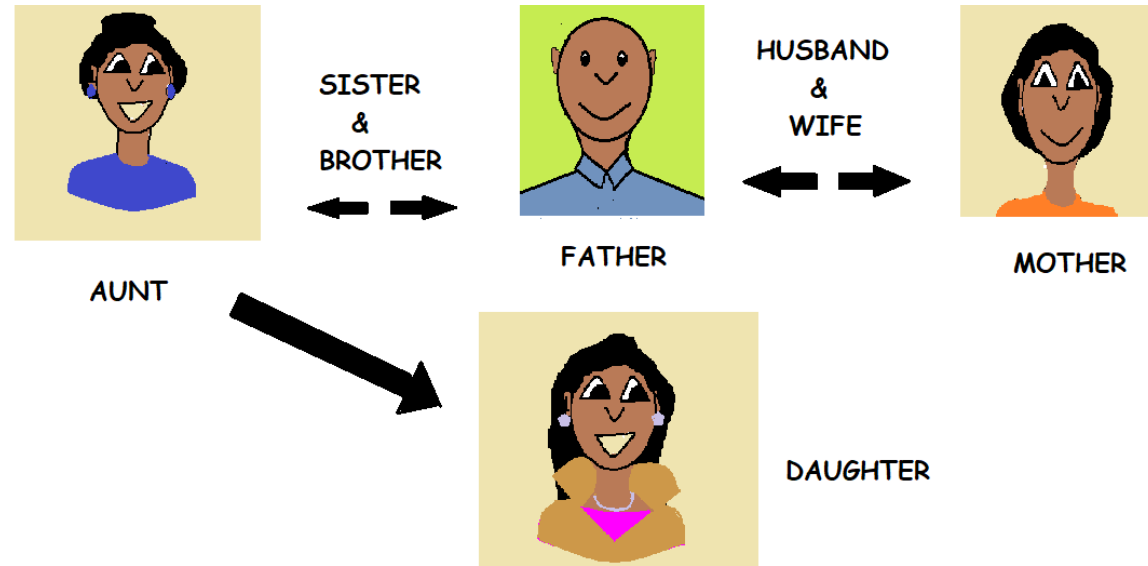
Beginning

aisle  
aisles

Medial/Middle

Ending

Thai  
Bonsai  
Shanghai



AU as in "Aunt" = Aa as  
the "ah" sound and  
Silent Uu.



AU as in "Gauchos" = "au"  
as the  
"ow" sound as in Cow. 🐮

Here are some words with the Digraph AU as in  
"Gauchos" = "au" as the "ow" sound as in



Cow.



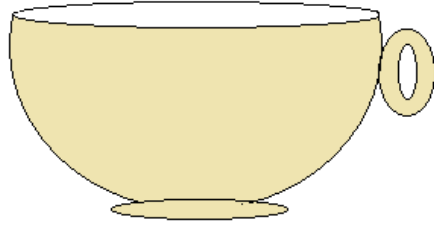
Beginning

Medial/Middle

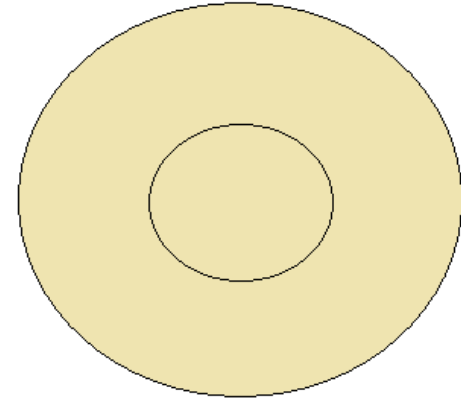
Ending

luau

(loo-ow)



saucer



AU as in "saucer" =  
"au" as the "aw"  
sound.

Here are some words with the Digraph AU as in  
"saucer" = the "aw" sound.




Beginning

auto  
audio  
aught  
author

Medial/Middle


Saul  
Maude  
haul  
fault  
sauna  
gauze  
caulk  
saté  
because

Ending



**AU + GHT = A back to back**

**Digraph AU as the "aw" sound as in  
"taught" + a Trigraph with Silent  
GH and the Tt sound. Pronounced  
"awt."**

Here are some words with a back to back Digraph AU  
as the "aw" sound as in "taught"  + a Trigraph  
with Silent GH and the Tt sound. Pronounced "awt."

Beginning

aught

Medial/Middle

haughty

slaughter

daughter

naughtiness

stepdaughter

Ending


caught

taught

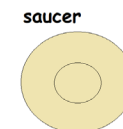
naught

fraught





AW as in "dawn" = the  
"aw" sound like in  
"saucer."



Here are some words with the Digraph AW as in

"dawn"  = the "aw" sound like in "saucer." 

Beginning

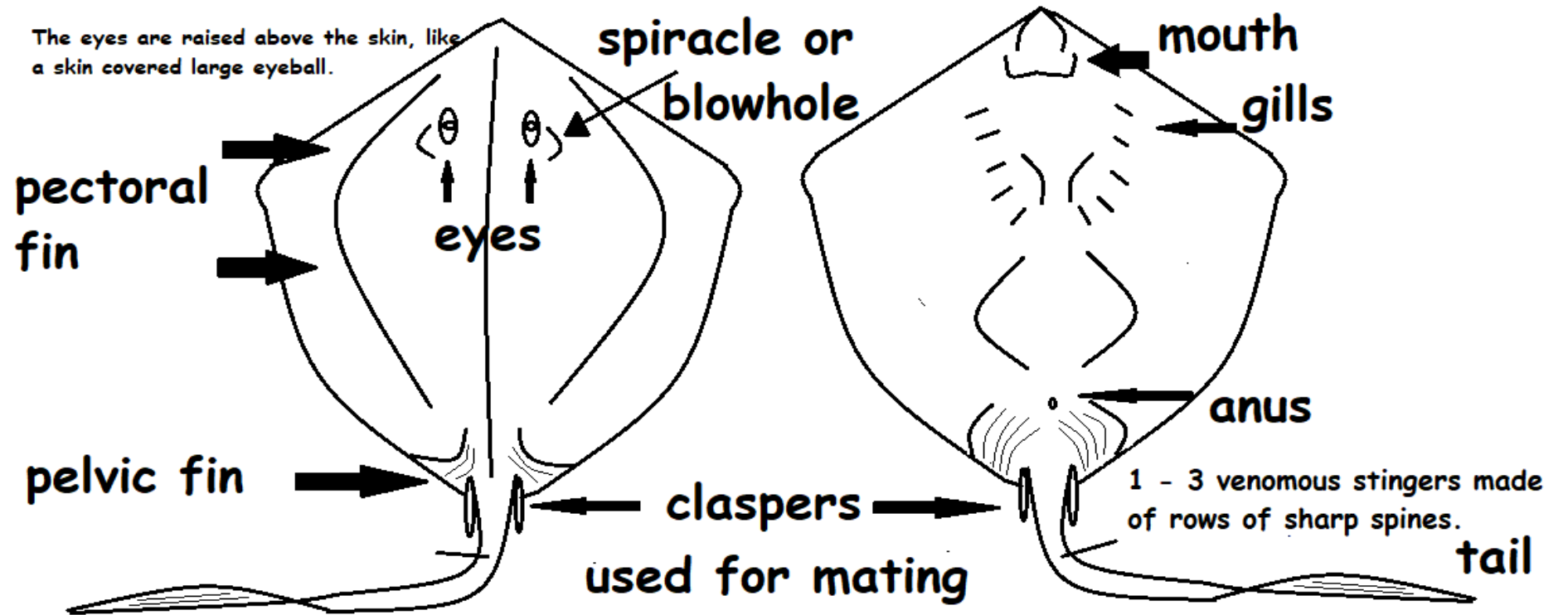
awl  
awful

Medial/Middle

hawk  
gawk  
fawn  
pawn  
brawl  
crawl  
drawn

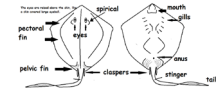
Ending

saw  
raw  
law  
flaw  
draw  
thaw



**AY as in "Ray" = Long  
Aa sound with a Silent  
Yy.**

Here are some words with the Digraph AY as in "Ray"  
= Long Aa with a Silent Yy.



Beginning

Medial/Middle

Ending

maayor

maaybe

laayer

paayers

essaays

graayed

bywaays

baayman

maayfly

laayoff

decaays

maay

waay

daay

saay

paay

laay

baay

raay

haay

jaay

spraay

Lord Jesus the Christ,

I've made so many mistakes I must confess.

I repent of them now and turn from them.

I no longer want that mess.

Lord Jesus, I believe you are the Son of God  
and believe in your resurrection.

I want to be a child of God  
and receive your love and affection.

Lord Jesus the Christ be my Savior.

Come into my heart.

Cleanse me now of all unrighteousness  
and give me a brand-new start.

I ask for the baptism of the Holy Spirit  
and the baptism by Holy fire too.

I WANT to be changed and to do the RIGHT things  
I need help from you.

Please help me to read, write, and do my math.

I want to start learning today.

I want my life to take a turn  
and start in a whole new way.

Thank you, Lord Jesus, for helping me to learn.

I KNOW you can help make my ability,  
greater than anyone ever imagined  
and bring back my self-respect and dignity.

I ask this in the name of the Lord Jesus the  
Christ.

I say "Amen" and make it sure.

Now I'll start learning the RIGHT way.

I KNOW Lord Jesus, YOU are the door.

AMEN!

What should you do now as a new Christian?

You should also be baptized by immersion, meaning that you're dunked totally under the water, you are dunked and brought right back up, that's the way Christ was baptized and we're supposed to follow HIS example of what to do. So, be baptized by immersion and then ask the Lord where you should be going to church. What is the church that He would like you to go to?

# Resources

New Jersey State Museum, 1908. Illustration of a Sting Ray -  
Public Domain. We drew our own artistic rendering using the jpg.  
Retrieved on 8/22/20

[https://commons.wikimedia.org/wiki/Category:Annual\\_report\\_of\\_the\\_New\\_Jersey\\_State\\_Museum,\\_1907\\_\(1908\)](https://commons.wikimedia.org/wiki/Category:Annual_report_of_the_New_Jersey_State_Museum,_1907_(1908))



Brought to you by:

God's Loving World Ministries™

"Planting Seeds To Teach A Man To READ,

So He Can Learn For A Lifetime!"™



[www.capitalg-ingodslovingworldmin.org](http://www.capitalg-ingodslovingworldmin.org)