

# God's Vowel & Consonant Digraphs, Trigraphs, and Quadgraphs (An excerpt from the whole document)

## Lesson 5

Prophet Pastor Anita Hiltz ©2020,2023 All Rights  
Reserved Worldwide



I give ALL of the glory to my Father God, the Lord Jesus Christ, and the Holy Spirit for the collection of books which He has written and for the illustrations and lessons He has created - ALL of which would not have been possible without Him. He instructed me to put the copyright in my name and I have obeyed. God's Loving World Ministries™ is a Christian Literacy organization whose mission is to teach remedial reading, writing, math, and English to English as a Second Language Learners FOR FREE.

Psalm 115:1

"<sup>1</sup> Not to us, LORD, not to us  
but to your name be the glory,  
because of your love and faithfulness." (NIV)

The word "Digraph"  
has 2 parts: "di"  
meaning 2 and  
"graph" meaning  
written. A "digraph"  
means there are 2  
written letters that  
make 1 spoken sound.

The word "Trigraph"  
has 3 parts: "Tri"  
meaning 3 and "graph"  
meaning written. A  
"Trigraph" means there  
are 3 written letters  
that make 1 spoken  
sound.


The word  
"Quadgraph" has 4  
parts: "Quad"  
meaning 4 and "graph"  
meaning written. A  
"Quadgraph" means  
there are 4 written  
letters that make 1  
spoken sound.

Every Vowel Diphthong with 2 vowels IS ALSO a Digraph. A problem arises with diphthongs because vowels come together in MORE THAN just groups of 2. For example: in the word "beau" which makes the long Oo sound. We choose NOT to use the term "diphthong," because it is VERY confusing to people. Instead, we group them all together under one of three terms: - Vowel and Consonant Digraphs, Trigraphs, or Quadgraphs.

These are the most common digraphs, trigraphs, and quadgraphs. The more familiar you make yourself with words that have these letters and sounds and in what words they do occur, the more you will remember them.

The more you read them, the more fluent you will become as a reader - meaning you will read accurately, smoother, and faster.

**Other Lessons to look for:**  
**R-Controlled Vowels**  
**&**  
**Double Letter R-**  
**Controlled Vowels.**



Gu as in "guitar" =  
the Hard Gg sound is  
heard and the Uu is  
Silent.

Here are some words with the Digraph GU as in  
"guitar"  = The Hard Gg sound is heard and  
the Uu is Silent.

Beginning

guess  
guest  
guide  
guild  
guilt  
guard

Medial/Middle

disguise  
collegue  
legue  
baguette

Ending



HO as in "Honor" =  
the Hh is Silent  
with the Short Oo  
sound.

Here are some words with the Digraph HO as  
in "Honor" = the Hh is Silent with the  
Short Oo sound.


Beginning

Medial/Middle


Ending

honor

honest



IE as in "ties" = Long  
Ii sound with a Silent  
Ee.

Here are some words with the Digraph IE as  
in "ties"  = the Long Ii sound and a  
Silent Ee.

Beginning

Medial/Middle

Ending

lies

die

flies


lie

dries

pie


fries

vie



Christian Beliefs

IE as in "Beliefs" =  
Silent Ii and the  
Long Ee sound.

Here are some words with the Digraph IE as in  
"Beliefs"  = Silent Ii and the Long Ee  
sound.

Beginning

Medial/Middle

Ending

thief

eerie

siege

goodie

chief

pinkie

field

girlie

grief

Collie


piece

doggie


shriek

relief


rabies





IE as in "friend" =  
Silent Ii and Short Ee  
sound.



IEW as in "Interview" =  
Silent Ii and the Long  
Uu sound for "ew" as in  
"drew."



Here are some words with the Trigraph IEW  
as in "Interview"  = Silent Ii and the  
Long Uu sound for "ew" as in "drew". 

Beginning

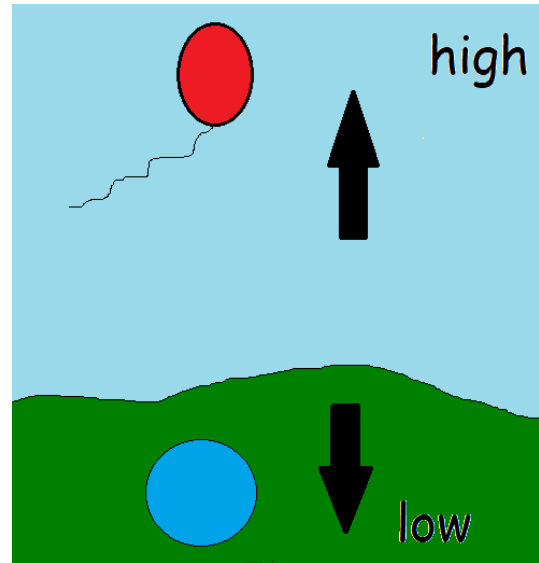
Medial/Middle

Ending


view

review

preview



IGH as in "high" = the  
Ii is Long and both the  
Gg and Hh sounds are  
silent.

Here are some words with the Trigraph IGH as in  
“high”  = The Ii is Long and both the Gg and  
Hh sounds are Silent.

Beginning

Medial/Middle

Ending

sighed

higher

fighter

mighter

nighter

sighter

tighter

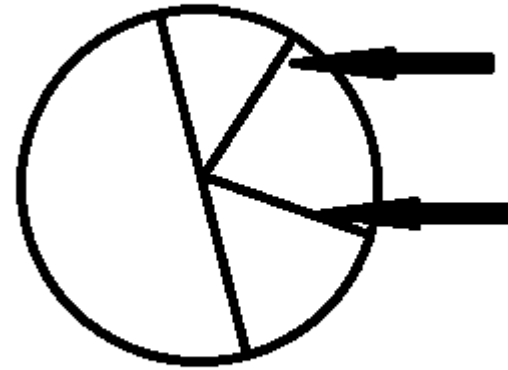
blighter

frighter


sigher

nigher


thigher



Long II as in "Radii."



**IS as in "island"= the Long  
Ii is heard and the Ss is  
Silent.**

Here are some words with the Digraph IS as in  
"island"  = the Long Ii sound is heard and the  
Ss is Silent.

Beginning


Medial/Middle

Ending


ile

aile

island



KN as in "Knee" = the Kk  
is Silent with the Nn  
sound heard.

Here are some words with the Digraph KN as in  
“Knee”  = the Kk is Silent with the Nn sound  
heard.

Beginning

knack

knight

knot

know

knife

knock

knew

knob

kneel

knapsack

knead

knowledge

Medial/Middle

unknit

unknot

unknown

foreknew

foreknown

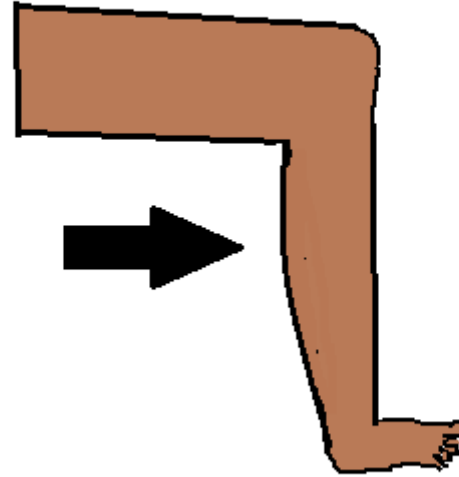
Ending

Couldu

Shouldu

Wouldu

LD = the L is Silent and  
the Dd sound is heard.



LF as in "Calf" = the LI is  
Silent and the Ff sound is  
heard.

Here are some words with the Digraph LF as in  
"calf" → = the "Ll" is Silent with the "f"  
sound heard.

Beginning

Medial/Middle

Ending

halltime

callf

hallf

behallf

Lord Jesus the Christ,

I've made so many mistakes I must confess.

I repent of them now and turn from them.

I no longer want that mess.

Lord Jesus, I believe you are the Son of God  
and believe in your resurrection.

I want to be a child of God  
and receive your love and affection.

Lord Jesus the Christ be my Savior.

Come into my heart.

Cleanse me now of all unrighteousness  
and give me a brand-new start.

I ask for the baptism of the Holy Spirit  
and the baptism by Holy fire too.

I WANT to be changed and to do the RIGHT things  
I need help from you.

Please help me to read, write, and do my math.

I want to start learning today.

I want my life to take a turn  
and start in a whole new way.

Thank you, Lord Jesus, for helping me to learn.

I KNOW you can help make my ability,  
greater than anyone ever imagined  
and bring back my self-respect and dignity.

I ask this in the name of the Lord Jesus the  
Christ.

I say "Amen" and make it sure.

Now I'll start learning the RIGHT way.

I KNOW Lord Jesus, YOU are the door.

AMEN!

What should you do now as a new Christian?

You should also be baptized by immersion, meaning that you're dunked totally under the water, you are dunked and brought right back up, that's the way Christ was baptized and we're supposed to follow HIS example of what to do. So, be baptized by immersion and then ask the Lord where you should be going to church. What is the church that He would like you to go to?

Brought to you by:

God's Loving World Ministries™

"Planting Seeds To Teach A Man To READ,

So He Can Learn For A Lifetime!"™



[www.capitalg-ingodslovingworldmin.org](http://www.capitalg-ingodslovingworldmin.org)