

# God's Vowel & Consonant Digraphs, Trigraphs, and Quadgraphs (An excerpt from the whole document)

## Lesson 7

Prophet Pastor Anita Hiltz ©2020,2023,2024 All Rights  
Reserved Worldwide



I give ALL of the glory to my Father God, the Lord Jesus Christ, and the Holy Spirit for the collection of books which He has written and for the illustrations and lessons He has created - ALL of which would not have been possible without Him. He instructed me to put the copyright in my name and I have obeyed. God's Loving World Ministries™ is a Christian Literacy organization whose mission is to teach remedial reading, writing, math, and English to English as a Second Language Learners FOR FREE.

Psalm 115:1

"<sup>1</sup> Not to us, LORD, not to us  
but to your name be the glory,  
because of your love and faithfulness." (NIV)

The word "Digraph"  
has 2 parts: "di"  
meaning 2 and  
"graph" meaning  
written. A "digraph"  
means there are 2  
written letters that  
make 1 spoken sound.

The word "Trigraph"  
has 3 parts: "Tri"  
meaning 3 and "graph"  
meaning written. A  
"Trigraph" means there  
are 3 written letters  
that make 1 spoken  
sound.

The word  
"Quadgraph" has 4  
parts: "Quad"  
meaning 4 and "graph"  
meaning written. A  
"Quadgraph" means  
there are 4 written  
letters that make 1  
spoken sound.

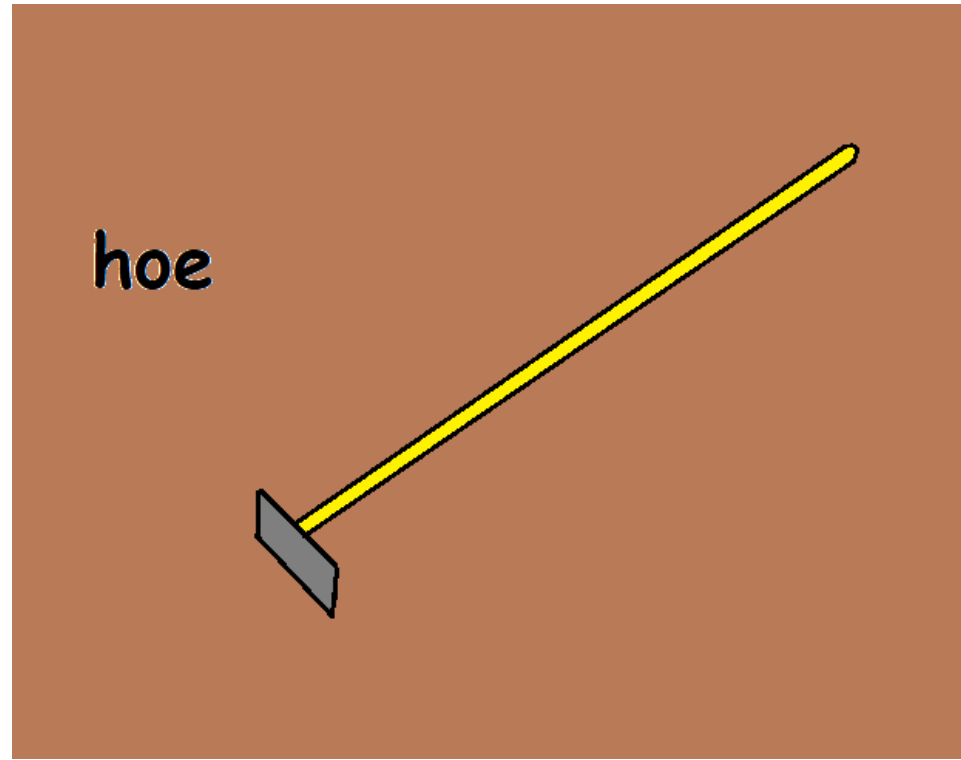
Every Vowel Diphthong with 2 vowels IS ALSO a Digraph. A problem arises with diphthongs because vowels come together in MORE THAN just groups of 2. For example: in the word "beau" which makes the long Oo sound. We choose NOT to use the term "diphthong," because it is VERY confusing to people. Instead, we group them all together under one of three terms: - Vowel and Consonant Digraphs, Trigraphs, or Quadgraphs.

These are the most common digraphs, trigraphs, and quadgraphs. The more familiar you make yourself with words that have these letters and sounds and in what words they do occur, the more you will remember them.

The more you read them, the more fluent you will become as a reader - meaning you will read accurately, smoother, and faster.

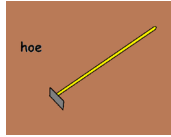
**Other Lessons to look for:**  
**R-Controlled Vowels**  
**&**  
**Double Letter R-**  
**Controlled Vowels.**





OE as in "Hoe" = Long  
Oo with Silent Ee

Here are some words with the Digraph OE as in  
"Hoe" = Long Oo with a silent Ee.



Beginning

Medial/Middle

Ending

goes

Joe

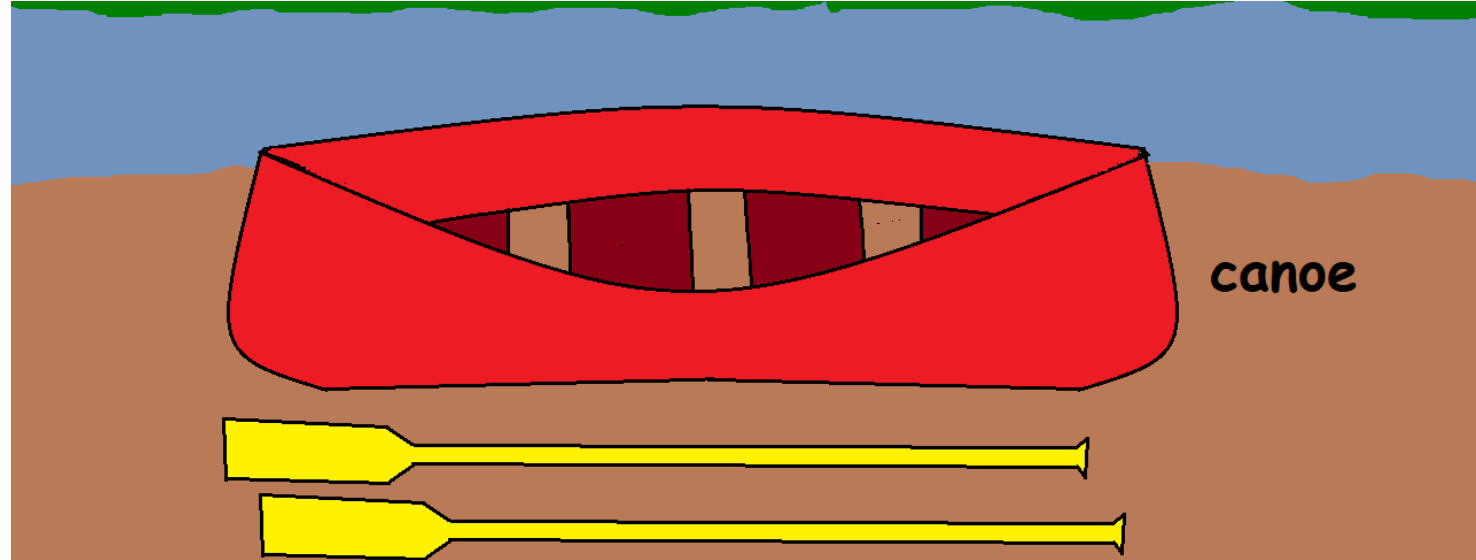
toe

doe

woe

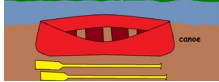
foe

oboe



OE as in "Canoe" =  
the "oo" sound as in  
"zoo."



Here are some words with the Digraph OE as  
in "Canoe"  = the "oo" sound as in "zoo."



Beginning

Medial/Middle

Ending


shoe

reshoe

horseshoe



OI as in "oil" = the  
"oy"  
sound as in  
"boy."



Here are some words with the Digraph OI as in "oi"  
= the "oy" sound as in "boy."



Beginning

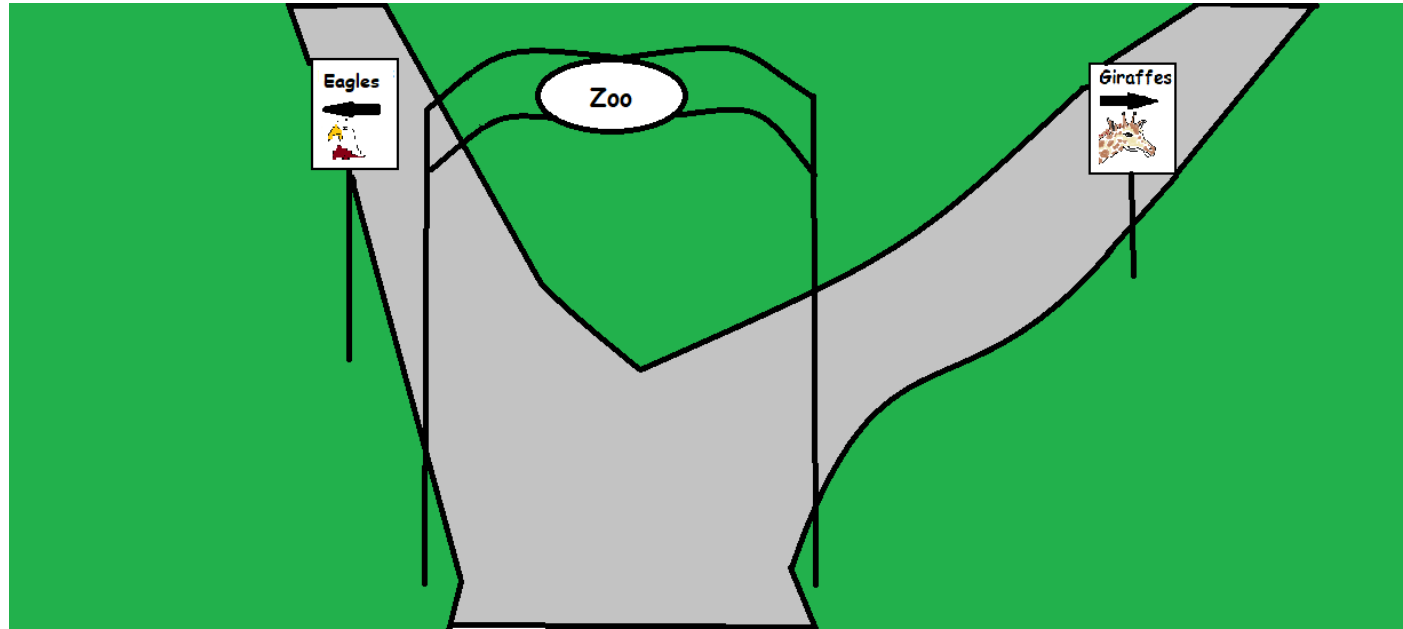
oily  
oink  
oiled  
oilcan  
oilcloth

Medial/Middle

tooi  
looin  
cooi  
vooid  
booi  
fooi  
cooin  
jooin  
pooint

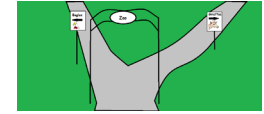
Ending

kooi  
pooi



oo as in "Zoo."

Here are some words with the Digraph OO as in Zoo



Beginning

oops

ooze

oodles

Medial/Middle

boot

toot

hoot

coop

hoop

loom

room

soon

moon

food

mood

roof

moose

loose

Ending

too


coo

woo

goo

moo





oo as in "Book."

Here are some words with the Digraph OO as in  
Book 

Beginning

Medial/Middle

Ending

look

cook


rook

took

nook

crook

brook



oo as in "Wood."

Here are some words with the Digraph OO as in  
Wood 

Beginning

Medial/Middle

Ending

wood

good

hood

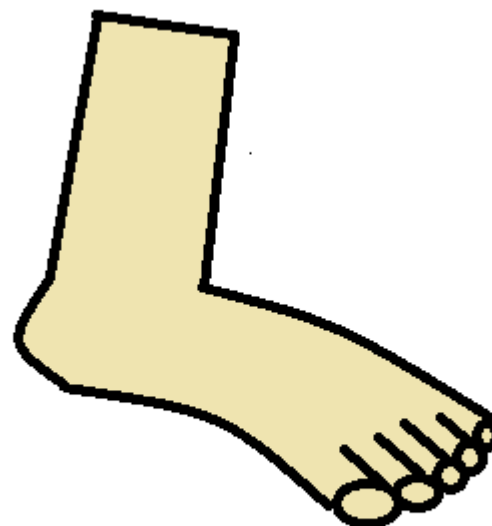
stood

wooden

hooded

plywood

redwood



oo as in "Foot."

Here are some words with the Digraph OO as in  
Foot



Beginning

Medial/Middle

Ending

football

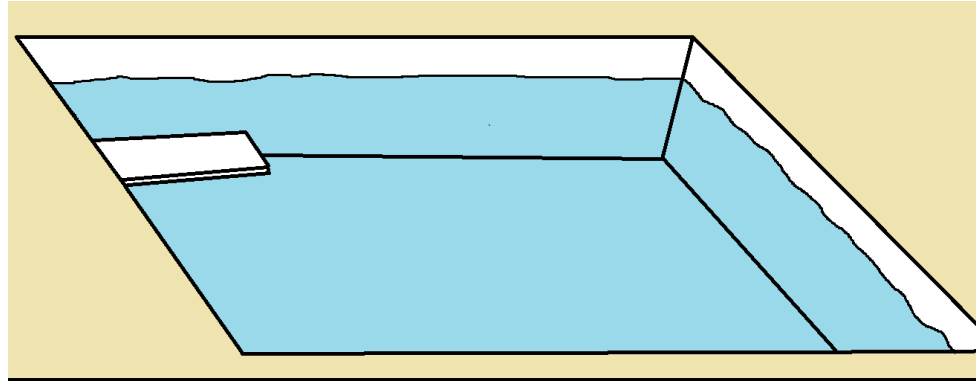
footrace

foothills

footbath

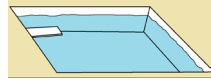
footings

footloose



OO as in "Pool."

Here are some words with the Digraph OO as in  
Pool



Beginning

Medial/Middle

Ending

tool

cool


school

cooler

coolant

carpool





OO as in "Flood" =  
like Short "u" sound  
"uh"

Here are some words with the Digraph OO as in  
Flood =  = Short "u" sound "uh"

Beginning


Medial/Middle

Ending

blood

bloody


floodlight



Long OO as in  
"Brooch."



OU - Silent Oo and Short  
Uu as in "Curious" = Silent  
Oo with a Short Uu sound  
like in the word "us."

Here are some words with the Digraph OU as in "Curious"  = Silent Oo with a Short Uu sound like in the word "us."

Beginning

Medial/Middle

Ending

serious

various

obvious

ominous

tenuous

pompous

envious

luminous

Lord Jesus the Christ,

I've made so many mistakes I must confess.

I repent of them now and turn from them.

I no longer want that mess.

Lord Jesus, I believe you are the Son of God  
and believe in your resurrection.

I want to be a child of God  
and receive your love and affection.

Lord Jesus the Christ be my Savior.

Come into my heart.

Cleanse me now of all unrighteousness  
and give me a brand-new start.

I ask for the baptism of the Holy Spirit  
and the baptism by Holy fire too.

I WANT to be changed and to do the RIGHT things  
I need help from you.

Please help me to read, write, and do my math.

I want to start learning today.

I want my life to take a turn  
and start in a whole new way.

Thank you, Lord Jesus, for helping me to learn.

I KNOW you can help make my ability,  
greater than anyone ever imagined  
and bring back my self-respect and dignity.

I ask this in the name of the Lord Jesus the  
Christ.

I say "Amen" and make it sure.

Now I'll start learning the RIGHT way.

I KNOW Lord Jesus, YOU are the door.

AMEN!

What should you do now as a new Christian?

You should also be baptized by immersion, meaning that you're dunked totally under the water, you are dunked and brought right back up, that's the way Christ was baptized and we're supposed to follow HIS example of what to do. So, be baptized by immersion and then ask the Lord where you should be going to church. What is the church that He would like you to go to?



Brought to you by:

God's Loving World Ministries™

"Planting Seeds To Teach A Man To READ,

So He Can Learn For A Lifetime!"™



[www.capitalg-ingodslovingworldmin.org](http://www.capitalg-ingodslovingworldmin.org)