

God's Vowel & Consonant Digraphs, Trigraphs, and Quadgraphs (An excerpt from the whole document)

Lesson 8

Prophet Pastor Anita Hiltz ©2020, 2023, 2024 All Rights
Reserved Worldwide



I give ALL of the glory to my Father God, the Lord Jesus Christ, and the Holy Spirit for the collection of books which He has written and for the illustrations and lessons He has created - ALL of which would not have been possible without Him. He instructed me to put the copyright in my name and I have obeyed. God's Loving World Ministries™ is a Christian Literacy organization whose mission is to teach remedial reading, writing, math, and English to English as a Second Language Learners FOR FREE.

Psalm 115:1

"¹ Not to us, LORD, not to us
but to your name be the glory,
because of your love and faithfulness." (NIV)

The word "Digraph"
has 2 parts: "di"
meaning 2 and
"graph" meaning
written. A "digraph"
means there are 2
written letters that
make 1 spoken sound.

The word "Trigraph"
has 3 parts: "Tri"
meaning 3 and "graph"
meaning written. A
"Trigraph" means there
are 3 written letters
that make 1 spoken
sound.

The word
"Quadgraph" has 4
parts: "Quad"
meaning 4 and "graph"
meaning written. A
"Quadgraph" means
there are 4 written
letters that make 1
spoken sound.

Every Vowel Diphthong with 2 vowels IS ALSO a Digraph. A problem arises with diphthongs because vowels come together in MORE THAN just groups of 2. For example: in the word "beau" which makes the long Oo sound. We choose NOT to use the term "diphthong," because it is VERY confusing to people. Instead, we group them all together under one of three terms: - Vowel and Consonant Digraphs, Trigraphs, or Quadgraphs.

These are the most common digraphs, trigraphs, and quadgraphs. The more familiar you make yourself with words that have these letters and sounds and in what words they do occur, the more you will remember them.

The more you read them, the more fluent you will become as a reader - meaning you will read accurately, smoother, and faster.

Other Lessons to look for:
R-Controlled Vowels
&
Double Letter R-
Controlled Vowels.



OU as „in „YOU“ = the
“oo” sound
the same as in “zoo.”



Here are some words with the Digraph OU as
in "YOU" = the "oo" sound the same as in
"zoo."



Beginning

Medial/Middle

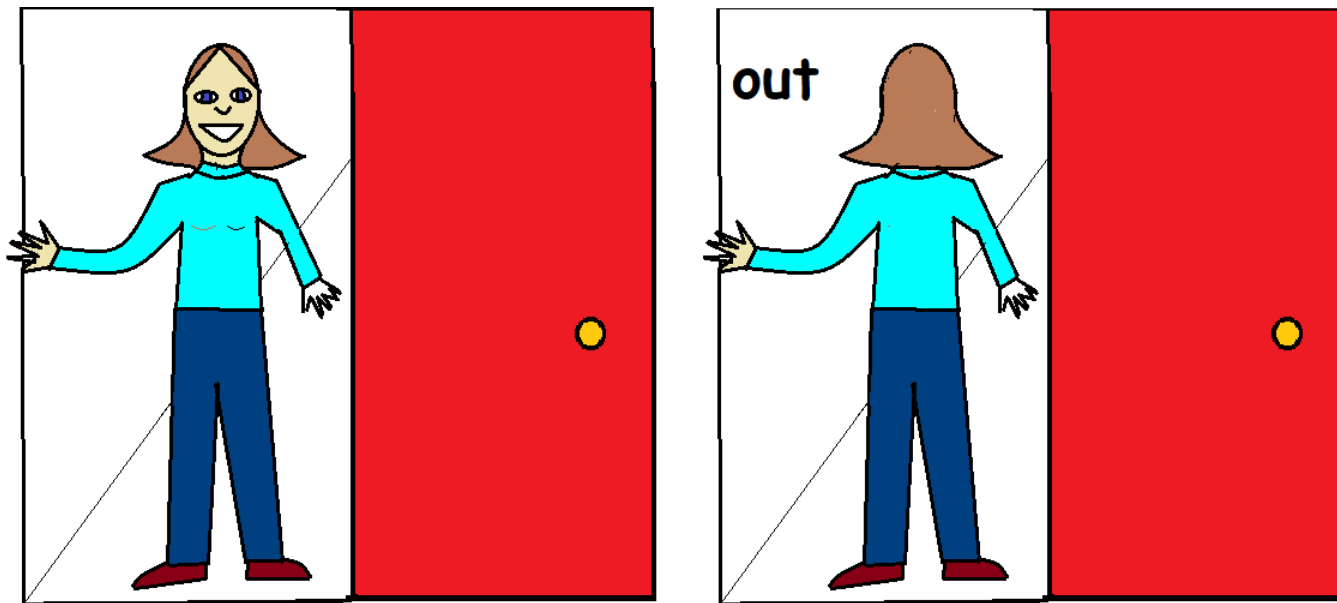
Ending


soup

coup

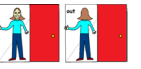
soupy

croup



OU as in "OUT" = the
"ow" sound the same
as in "cow." 

Here are some words with the Digraph OU as in "OUT"
= the "ow" sound the same as in "cow."



Beginning

oust

ouch

outer

outfit

outlaw

outlet

outset

outlook

outage

ounce

Medial/Middle

loud

noun

pot

foul

about

spout

south


snout

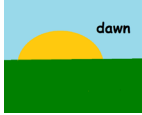
mouse



pouch

blouse

Ending



OU + GH - the back to back Double
Digraph as in "Cough" = the Ou
makes the "aw" sound like
in "Dawn"  + GH makes the Ff
sound. (Pronounced
"awf.")

Here are some words with the back to back Double
Digraph OU + GH as in Cough  = the Ou makes
the "aw" sound like in "Dawn"  + GH makes the Ff
sound.


(Pronounced "awf.")

Beginning

Medial/Middle


Ending

trough



OU + GH as in "rough" - back to
back Digraphs OU + GH = the Oo is
Silent and the Uu makes the Short
Uu sound + the GH makes the Ff
sound. (Pronounced "üf.")

Here are some words with the back to back

Digraphs OU + GH as in "Rough"  = the Oo
is Silent and the Uu makes the Short Uu sound
+ the GH makes the Ff sound. (Pronounced "ŭf.")

Beginning

Medial/Middle

Ending

tougher

rougher

roughage

roughneck

roughness

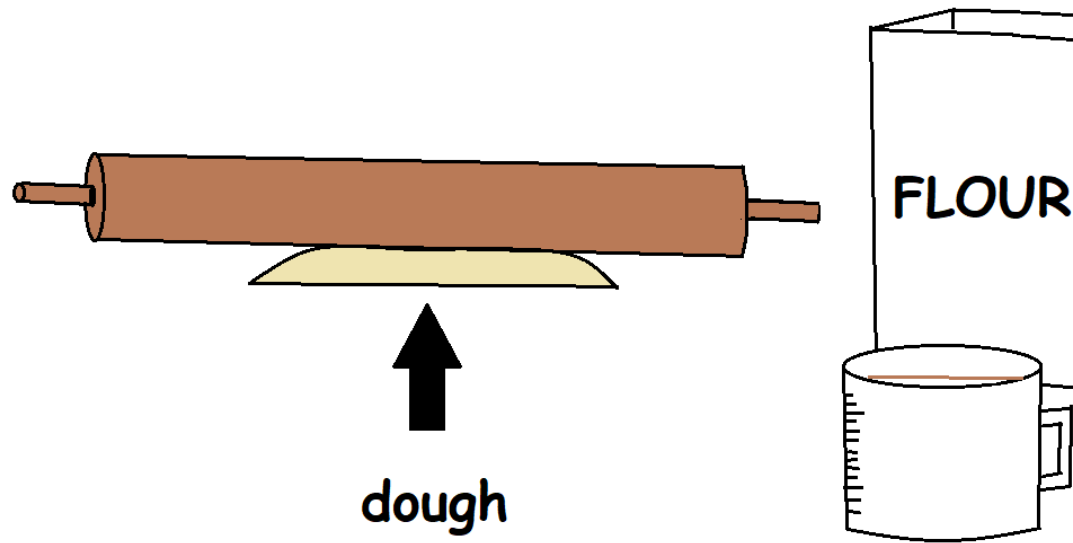
toughened

roughhousing

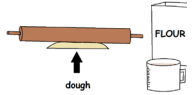
tough

rough

enough



OUGH as in "dough" =
the Oo is a Long Oo
sound with Silent UGH.

Here are some words with the Quadgraph OUGH as in "Dough"  = the Oo is a Long Oo sound with Silent UGH.

Beginning

Medial/Middle

Ending

thoroughbred

though

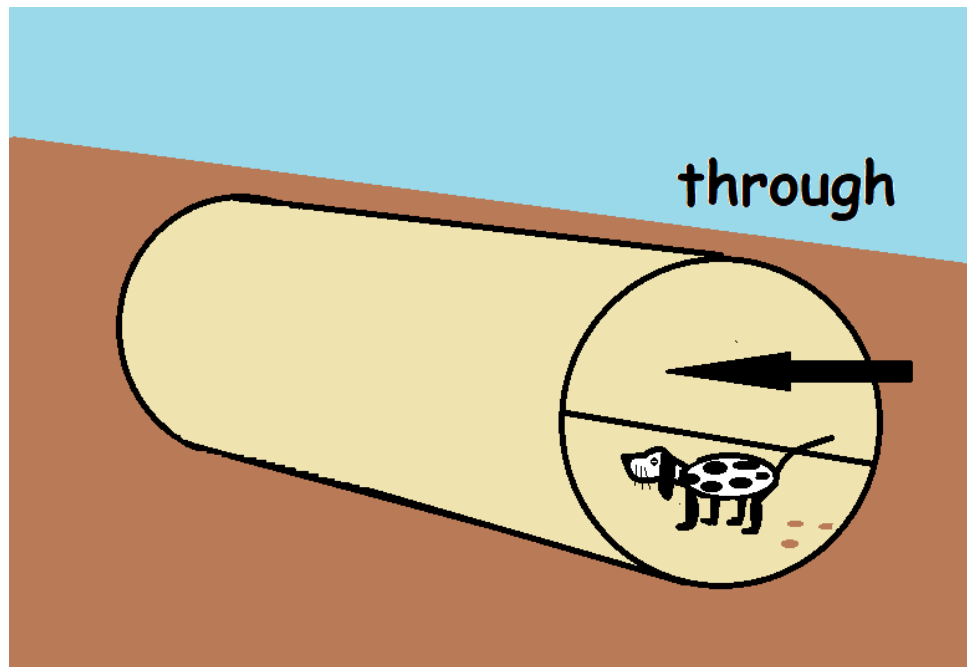
borough

although

thorough

furlough

sourdough



OUGH as in "through" = the "ou"
makes the "oo" sound as in "zoo"
and the GH is silent.



Here are some words with the Quadgraph OUGH as in "through"  making the sound "OO" as in "zoo"  and the GH is silent.


Beginning


Medial/Middle



Ending

throughout

breakthroughu



OU + GHT as in "thought" -
with the back to back Digraph OU +
Trigraph GHT as in "thought" = the
"aw" sound as in "Dawn"  + the
Silent GH with the Tt sound.
Pronounced like this: "awt."

Here are some words with the back to back Digraph OU
+ Trigraph GHT as in "thought"  = the "aw" sound as
in "Dawn"  + the Silent GH with the Tt sound.
Pronounced like this: "awt."

Beginning
ought



Medial/Middle
thoughtful
thoughtless

Ending
bought
brought
wrought
sought
fought
forethought
outthought
overwrought
afterthought

OULD is really a Double Digraph right behind another as in the word "Would" meaning, "I would like to teach you." It has the OU digraph making the same sound as in the Double Letter Digraph for the words "wood" and "book."



It is also followed by the LD Digraph with a Silent Ll and a Dd that is heard.


Here are some words with the Double Digraph OULD as in "Would." It has the OU digraph making the same sound as in the Double Letter Digraph for the words "wood"  and "book."  It is also followed by the LD Digraph with a Silent Ll and a Dd that is heard.

Beginning

Medial/Middle

Ending

would
should
could



OW as in "Cow."

Here are some words with the Digraph OW as in "Cow."



Beginning

owl

owls

Medial/Middle

yowl

howl

gown

down

bown

towel

down

fown

vowel

Ending

now

how

wow

vow

sow


chow

brow

allow

meow

endow



OW as in "Snow" =
Long Oo Sound with
Silent Ww.

Here are some words with the Digraph OW as in
"Snow" = Long Oo Sound with Silent Ww.



Beginning

own

owe

owns

owed

owner

owned

Medial/Middle

mown

lower

grown

shown

flown

known

Ending

row

low

tow

mow

slow

stow

blow

glow

grow

know

willow

marrow

Lord Jesus the Christ,

I've made so many mistakes I must confess.

I repent of them now and turn from them.

I no longer want that mess.

Lord Jesus, I believe you are the Son of God
and believe in your resurrection.

I want to be a child of God
and receive your love and affection.

Lord Jesus the Christ be my Savior.

Come into my heart.

Cleanse me now of all unrighteousness
and give me a brand-new start.

I ask for the baptism of the Holy Spirit
and the baptism by Holy fire too.

I WANT to be changed and to do the RIGHT things
I need help from you.

Please help me to read, write, and do my math.

I want to start learning today.

I want my life to take a turn
and start in a whole new way.

Thank you, Lord Jesus, for helping me to learn.

I KNOW you can help make my ability,
greater than anyone ever imagined
and bring back my self-respect and dignity.

I ask this in the name of the Lord Jesus the
Christ.

I say "Amen" and make it sure.

Now I'll start learning the RIGHT way.

I KNOW Lord Jesus, YOU are the door.

AMEN!

What should you do now as a new Christian?

You should also be baptized by immersion, meaning that you're dunked totally under the water, you are dunked and brought right back up, that's the way Christ was baptized and we're supposed to follow HIS example of what to do. So, be baptized by immersion and then ask the Lord where you should be going to church. What is the church that He would like you to go to?

Resources

Flagg, James Montgomery, 1877-1960, artist. I
Want You Poster, Library of Congress (Public Domain)
Retrieved on 8/18/2020 from:
<https://www.wdl.org/en/item/576/>

Brought to you by:

God's Loving World Ministries™

"Planting Seeds To Teach A Man To READ,

So He Can Learn For A Lifetime!"™



www.capitalg-ingodslovingworldmin.org