

# God's Vowel & Consonant Digraphs, Trigraphs, and Quadgraphs (An excerpt from the whole document)

## Lesson 9

Prophet Pastor Anita Hiltz ©2020, 2023 All Rights  
Reserved Worldwide



I give ALL of the glory to my Father God, the Lord Jesus Christ, and the Holy Spirit for the collection of books which He has written and for the illustrations and lessons He has created - ALL of which would not have been possible without Him. He instructed me to put the copyright in my name and I have obeyed. God's Loving World Ministries™ is a Christian Literacy organization whose mission is to teach remedial reading, writing, math, and English to English as a Second Language Learners FOR FREE.

### Psalm 115:1

"<sup>1</sup> Not to us, LORD, not to us  
but to your name be the glory,  
because of your love and faithfulness." (NIV)

The word "Digraph"  
has 2 parts: "di"  
meaning 2 and  
"graph" meaning  
written. A "digraph"  
means there are 2  
written letters that  
make 1 spoken sound.

The word "Trigraph"  
has 3 parts: "Tri"  
meaning 3 and "graph"  
meaning written. A  
"Trigraph" means there  
are 3 written letters  
that make 1 spoken  
sound.

The word  
"Quadgraph" has 4  
parts: "Quad"  
meaning 4 and "graph"  
meaning written. A  
"Quadgraph" means  
there are 4 written  
letters that make 1  
spoken sound.


Every Vowel Diphthong with 2 vowels IS ALSO a Digraph. A problem arises with diphthongs because vowels come together in MORE THAN just groups of 2. For example: in the word "beau" which makes the long Oo sound. We choose NOT to use the term "diphthong," because it is VERY confusing to people. Instead, we group them all together under one of three terms: - Vowel and Consonant Digraphs, Trigraphs, or Quadgraphs.

These are the most common digraphs, trigraphs, and quadgraphs. The more familiar you make yourself with words that have these letters and sounds and in what words they do occur, the more you will remember them.

The more you read them, the more fluent you will become as a reader - meaning you will read accurately, smoother, and faster.

**Other Lessons to look for:**  
**R-Controlled Vowels**  
**&**  
**Double Letter R-**  
**Controlled Vowels.**





OY as in "Boy."

Here are some words with the Digraph OY as in "Boy."



Beginning

oyster

oysters

oysterman

Medial/Middle

royal

loyal

joyous

voyage

voyager

loyalty

enjoyed

annoyed

boyhood

employee

Ending

joy

toy

soy

coy

ply

decoy

enjoy

deploy

annoy

employ

convoy



PH as in "Phone" =  
the Ff sound.

Here are some words with the Digraph PH as in  
“phone” 📞 = the Ff sound.

Beginning

photo

phlox

phase

phrase

phonics

pharaoh

Medial/Middle

ephod

sphere

gpher

trphy

nephew

alphabet

Ending

grph

stph

Ralph

lymph


Joseph

paraphagraph



pneumonia

PN as in "Pneumonia"  
= the Pp is Silent  
and the Nn sound is  
heard.

Here are some words with the Digraph PN as in  
"Pneumonia"  = the Pp is Silent and the Nn  
sound is heard.

Beginning

Medial/Middle

Ending

pneumonia

pneumatic

Psalm 115:1 New International Version (NIV)

"<sup>1</sup> Not to us, LORD, not to us  
but to your name be the glory,  
because of your love and faithfulness."  
(NIV)

PS as in "Psalm" = the  
Pp is Silent and the  
Ss sound is heard.

Here are some words with the Digraph PS as in  
"Psalm" Psalm 115:1 New International Version (NIV)  
"Not to us, LORD, not to us  
but to your name be the glory,  
because of your love and faithfulness." (NIV) = the Pp is Silent and the Ss sound is  
heard.

Beginning

Medial/Middle

Ending

psalm

pseudo

psyche

psychology

psychiatry

psychiatric





PT as in "receipt" =  
the Pp is Silent and  
the Tt sound is heard.

Here are some words with the Digraph PT as in  
"receipt" the Pp is Silent and the Tt sound  
is heard.



Beginning

Medial/Middle

Ending

pterodactyl

receipt



QU as in "Queen" = Hard  
Cc + the sound for Ww =  
"cw."

Here are some words with the Digraph QU as in queen



= Hard C + the sound for Ww = "cw."

Beginning

quiet

quick

quit

quip

quake

quail

quill

quack

Medial/Middle

aqua

equal

equate

acquit


equity

sqeal


square

squirm

Ending



RH as in "Rhino" = the Rr  
sound is heard and the Hh  
is Silent.

Here are some words with the Digraph RH as in  
“Rhino”  = the Rr sound is heard and the Hh  
is silent.

Beginning

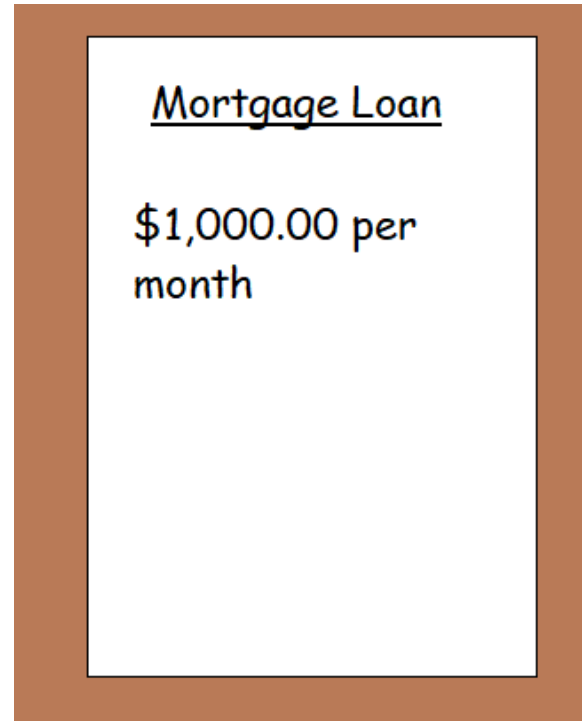
Medial/Middle

Ending

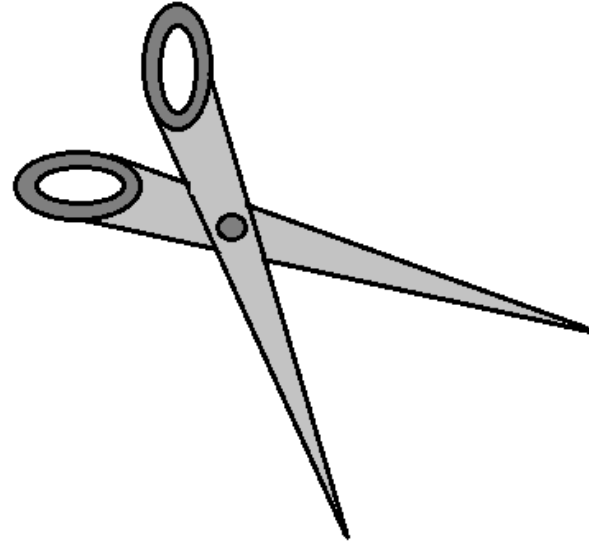
Rhino

rhythm

rhubarb




RT as in "mortgage" = the Rr is  
controlling the vowel making the sound "or"  
and the Tt is Silent.



**SC as in "Scissors" =  
the Ss sound is heard  
and the Cc is Silent.**



Here are some words with the Digraph SC as in  
“Scissors”  = the Ss sound is heard and the  
Cc is Silent.

Beginning

scent

scene

scenery

science

Medial/Middle

abscess

ascend

ascent

descend

muscle

disciple

fascinate

Ending



**SH as in “Sheep.”**

Here are some words with the Digraph SH as in  
“sheep.” 

Beginning

she

ship

shoe

shut

shop

show

shade

shrill

Medial/Middle

washer

cashier

pushups

fashion

seashell

sunshine

lampshade

mushrooms

Ending

sashs

hashs

rashs

dashs

dishs

bushs

rushs

mushs

Lord Jesus the Christ,

I've made so many mistakes I must confess.

I repent of them now and turn from them.

I no longer want that mess.

Lord Jesus, I believe you are the Son of God  
and believe in your resurrection.

I want to be a child of God  
and receive your love and affection.

Lord Jesus the Christ be my Savior.

Come into my heart.

Cleanse me now of all unrighteousness  
and give me a brand-new start.

I ask for the baptism of the Holy Spirit  
and the baptism by Holy fire too.

I WANT to be changed and to do the RIGHT things  
I need help from you.

Please help me to read, write, and do my math.

I want to start learning today.

I want my life to take a turn  
and start in a whole new way.

Thank you, Lord Jesus, for helping me to learn.

I KNOW you can help make my ability,  
greater than anyone ever imagined  
and bring back my self-respect and dignity.

I ask this in the name of the Lord Jesus the  
Christ.

I say "Amen" and make it sure.

Now I'll start learning the RIGHT way.

I KNOW Lord Jesus, YOU are the door.

AMEN!

What should you do now as a new Christian?

You should also be baptized by immersion, meaning that you're dunked totally under the water, you are dunked and brought right back up, that's the way Christ was baptized and we're supposed to follow HIS example of what to do. So, be baptized by immersion and then ask the Lord where you should be going to church. What is the church that He would like you to go to?

Brought to you by:

God's Loving World Ministries™

"Planting Seeds To Teach A Man To READ,

So He Can Learn For A Lifetime!"™



[www.capitalg-ingodslovingworldmin.org](http://www.capitalg-ingodslovingworldmin.org)